

# Existence of analytical solution, stability assessment and periodic response of vibrating systems with time varying parameters

J. Dupal<sup>a</sup>, M. Zajíček<sup>a,\*</sup>

<sup>a</sup>NTIS – New Technologies for the Information Society, Faculty of Applied Sciences, University of West Bohemia, Technická 8, Pilsen, Czech Republic

Received 28 February 2019; accepted 16 October 2020

---

## Abstract

The paper is focused on the solution of a vibrating system with one-degree-of-freedom with the objective to deal with the method for periodical response calculation (if exists) reminding Harmonic Balance Method of linear systems having time dependent parameters of mass, damping and stiffness under arbitrary periodical excitation. As a starting point of the investigation, a periodic Green's function (PGF) construction of the stationary part of the original differential equation is used. The PGF then enables a transformation of the differential equation to the integro-differential one whose analytical solution is given in this paper. Such solution exists only in the case that the investigated system is stable and can be expressed in exact form. The second goal of the paper is to assess the stability and solution existence. For this purpose, a methodology of (in)stable parametric domain border determination is developed.

© 2020 University of West Bohemia. All rights reserved.

*Keywords:* vibration, periodic response, stability, integro-differential equation, periodic Green's function

---

## 1. Introduction

Periodic systems have been subjected to the continuing interest in many branches of engineering. Mainly the stability of these systems has been intensively investigated and, therefore, a lot of works covering this topic can be found in the literature. Hill [6] seems to be one of the pioneers who laid the first mathematical foundations for the stability assessment of parametric systems. Since then various techniques have been developed. Methods used for the stability assessment of periodic systems can be divided into several categories.

First of all, there are perturbation methods [7, 15, 16]. According to them, the solution is given by the first several terms of an asymptotic expansion. The standard is usually not to use more than two terms. These approaches are known as first-order and second-order perturbation techniques. It should be mentioned in the connection with a stability assessment that the perturbation methods are primarily suitable for systems containing only small fluctuation parameters. Further, the various approaches of the perturbation techniques can be shown in the relation to the assessment of stability. They include the methods of Wentzel-Kramers-Brillouin (WKB) [14] or Poincare-Lindstedt [5].

The second category of assessment methods includes those based on the Lyapunov theory [7, 18]. Lyapunov was the first to use linearisation of nonlinear systems for stability assessment near a point of equilibrium (work point). A linearisation using the Jacobian matrix corresponds to the expansion of the function on the right hand side to a power series and all no-linear terms

---

\*Corresponding author. Tel.: +420 377 632 328, e-mail: zajicek@kme.zcu.cz.  
<https://doi.org/10.24132/acm.2020.532>

are omitted. Whether the system is stable or not then depends on the eigenvalue properties of the Jacobian matrix. This technique is known as the First method of Lyapunov. The Second method of Lyapunov uses a Lyapunov function having an analogy to the potential function of physical systems.

The last and quite broad category of methods includes those based on the Floquet theory [3]. This theory allows to study the stability of linear time periodic systems. For a nonlinear periodic system, the stability of the solution can be analysed by means of a linearised mathematical model (e.g., see [7, 11]). However, sometimes it gives less accurate prediction of stability boundaries when individual steps of the solution are approximated by linear systems. In the context of the Floquet theory, further methods were developed such as the State Transition Matrix (STM) methods [4, 16] and the Infinite Determinant (ID) methods [7, 21]. The STM methods are essentially numerical in nature and are applicable without restrictions to the order of the system and the magnitude of the parameters. This is one of the main reasons why these methods are widely used for the calculation of characteristic exponents. In contrast, the ID methods are more commonly applied to second-order systems with small periodic parameters. The use of the ID method for systems of any order and with arbitrary coefficients is demonstrated in [1]. However, in these cases, the calculation is rather cumbersome because of the need to compute a quite large determinant. As alternative to ID methods, the method of multiple scales and the method of strained parameters can be found in [16].

Besides stability assessment, the second important task in the investigation of ordinary differential equations (ODEs) with time periodic coefficients is to find their periodic solutions (if exist). From a practical point of view, one of the most important is the second-order ODE known as Hill's equation, which was first studied by Hill in 1886. Whittaker and Watson in [21] provided the periodic solutions involving Hill's ID. Further, more general results on the Hill's homogeneous equation can be found in [10]. Shadman and Mehri [19] investigated the existence of periodic solutions of forced Hill's equation and extended the problem to the case of a non-homogeneous matrix valued Hill's equation. Additionally, there are several works such as [16] that use the Harmonic Balance Method (HBM) to find an approximate solution of the Hill's equation. In special cases where Hill's equation has a specific form, this one becomes the Mathieu's equation [12], the Whittaker-Hill's equation [20] or the Meissner's equation [13]. Among them, the best known is probably the Mathieu's equation which in the past was studied by many researchers including MacLachlan [9], Newland [17] or Jordan and Smith [7]. Kourdis and Vakakis [8] solved the equation of linear oscillator under parametric excitation of general type and used an analytical approach based on amplitude-phase decomposition of the response.

The current work builds on and significantly expands our previous study [2], where we presented an analytical solution and stability assessment of a one-degree-of-freedom (1 DOF) linear vibrating system with periodic stiffness that was excited by a periodic force. In this paper, the equation of motion with other periodically varying parameters under periodic excitation is studied. To find the steady-state solution, presented approach uses the periodic Green's function (PGF) as a response to the Dirac chain. The application of the dynamical compliance method leads to an integro-differential equation with degenerated kernel. This approach may resemble the use of HBM to calculate the periodic solution of linear differential equations with varying parameters. The main difference between the classical HBM and the presented method is the introduction of a system matrix depending on the fluctuation matrices of stiffness, mass and damping. The sign of a  $2T$ -periodic characteristic matrix determinant decides on (in)stability and existence of the periodical steady-state solution. The ability of the proposed methodology is illustrated through examples.

## 2. Theoretical background

### 2.1. Periodic solution to equation of motion

Let us assume that the behaviour of a system is described by the equation of motion

$$[m_s - \mu_m m(t)] \ddot{q}(t) + [b_s - \mu_b b(t)] \dot{q}(t) + [k_s - \mu_k k(t)] q(t) = f(t), \quad (1)$$

where some parameters and excitation are time periodic. It means that the following conditions of periodicity are satisfied:

$$\begin{aligned} m(t) = m(t + T) &= \sum_{n=-N}^N m_n e_n(t), & b(t) = b(t + T) &= \sum_{n=-N}^N b_n e_n(t), \\ k(t) = k(t + T) &= \sum_{n=-N}^N k_n e_n(t), & f(t) = f(t + T) &= \sum_{n=-N}^N f_n e_n(t). \end{aligned} \quad (2)$$

All these functions can be expressed in the form of the Fourier series while using the compact notation

$$e_n(t) = e^{in\omega t} \quad \text{with} \quad \omega = 2\pi/T \quad \text{and} \quad i^2 = -1, \quad (3)$$

where  $\omega$  is the basic angular frequency and  $T$  is the period corresponding to the frequency  $\omega$ . The parameters  $\mu_m, \mu_b, \mu_k$  in (1) represent the measures of mass, damping and stiffness modulation, respectively. The remaining symbols have the following meaning:  $m_s, b_s, k_s$  are stationary mass, damping and stiffness parameters, respectively. Further, let us assume that the number  $N$  is sufficiently large for a good approximation of the periodic functions.

PGF should be taken as a starting point for finding a solution to the equation of motion (1). This function can be obtained as the periodic response of the stationary part of the system to a Dirac chain excitation and has the following form [2]

$$H(t) = \frac{1}{T} \sum_{n=-N}^N L_n e_n(t) \quad \text{with} \quad L_n = \frac{1}{-n^2 \omega^2 m_s + in\omega b_s + k_s}. \quad (4)$$

The solution of (1) can be written in the form of convolution integrals (excitation consists of the parametric and external parts)

$$\begin{aligned} q(t) &= \mu_m \int_0^T H(t-s) m(s) \ddot{q}(s) ds + \mu_b \int_0^T H(t-s) b(s) \dot{q}(s) ds + \\ &\mu_k \int_0^T H(t-s) k(s) q(s) ds + \int_0^T H(t-s) f(s) ds. \end{aligned} \quad (5)$$

Substituting (2) and the relation

$$H(t-s) = \frac{1}{T} \sum_{n=-N}^N L_n e_n(t-s) = \frac{1}{T} \sum_{n=-N}^N L_n e_n(t) e_n(-s) = \frac{1}{T} \sum_{n=-N}^N L_n e_n(t) e_{-n}(s) \quad (6)$$

into (5) and considering  $e_{-n}(s)e_j(s) = e_{j-n}(s)$ , the function  $q(t)$  can be briefly written

$$\begin{aligned}
 q(t) = & \frac{\mu_m}{T} \int_0^T \sum_{n=-N}^N \sum_{j=-N}^N L_n m_j \ddot{q}(s) e_n(t) e_{j-n}(s) ds + \\
 & \frac{\mu_b}{T} \int_0^T \sum_{n=-N}^N \sum_{j=-N}^N L_n b_j \dot{q}(s) e_n(t) e_{j-n}(s) ds + \\
 & \frac{\mu_k}{T} \int_0^T \sum_{n=-N}^N \sum_{j=-N}^N L_n k_j q(s) e_n(t) e_{j-n}(s) ds + \\
 & \frac{1}{T} \int_0^T \sum_{n=-N}^N \sum_{j=-N}^N L_n f_j e_n(t) e_{j-n}(s) ds. \tag{7}
 \end{aligned}$$

Let us introduce matrices  $\mathbf{A}^m, \mathbf{A}^b, \mathbf{A}^k \in \mathbb{C}^{2N+1, 2N+1}$  with elements

$$A_{n,j}^x = \begin{cases} L_n x_{j+n} & \text{for } j+n \in \{-N, -N+1, \dots, N-1, N\}, \\ 0 & \text{for } j+n \notin \{-N, -N+1, \dots, N-1, N\}, \end{cases} \quad x \in \{m, b, k\}. \tag{8}$$

Equation (7) represents an integro-differential equation with degenerated kernel for the function  $q(t)$ . Using (8), this integro-differential equation can be rewritten into the form

$$\begin{aligned}
 q(t) = & \frac{\mu_m}{T} \mathbf{e}^T(t) \int_0^T \mathbf{A}^m \mathbf{e}(s) \ddot{q}(s) ds + \frac{\mu_b}{T} \mathbf{e}^T(t) \int_0^T \mathbf{A}^b \mathbf{e}(s) \dot{q}(s) ds + \\
 & \frac{\mu_k}{T} \mathbf{e}^T(t) \int_0^T \mathbf{A}^k \mathbf{e}(s) q(s) ds + \mathbf{e}^T(t) \mathbf{L} \mathbf{f}, \tag{9}
 \end{aligned}$$

where we used the condition of orthogonality

$$\int_0^T e_{j-n}(s) ds = \int_0^T e^{ij\omega s} e^{-in\omega s} ds = T \delta_{jn} = \begin{cases} T & \text{for } j = n, \\ 0 & \text{for } j \neq n \end{cases} \tag{10}$$

and

$$\mathbf{L} = \text{diag} \{L_n\} \in \mathbb{C}^{2N+1, 2N+1} \quad \text{for } n \in \{-N, -N+1, \dots, N-1, N\}, \tag{11}$$

$$\mathbf{e}(t) = [e_{-N}(t), e_{-N+1}(t), \dots, e_{N-1}(t), e_N(t)]^T \in \mathbb{C}^{2N+1}, \tag{12}$$

$$\mathbf{f} = [f_{-N}, f_{-N+1}, \dots, f_{N-1}, f_N]^T \in \mathbb{C}^{2N+1}. \tag{13}$$

The matrix  $\mathbf{L}$  represents the dynamic compliance of the stationary part of the system that corresponds to individual harmonics. Let us introduce the following notations

$$\boldsymbol{\alpha} = \frac{1}{T} \int_0^T \mathbf{A}^k \mathbf{e}(t) q(t) dt, \quad \boldsymbol{\beta} = \frac{1}{T} \int_0^T \mathbf{A}^b \mathbf{e}(t) \dot{q}(t) dt, \quad \boldsymbol{\gamma} = \frac{1}{T} \int_0^T \mathbf{A}^m \mathbf{e}(t) \ddot{q}(t) dt, \tag{14}$$

so that (9) can be rewritten into the form

$$q(t) = \mu_m \mathbf{e}^T(t) \boldsymbol{\gamma} + \mu_b \mathbf{e}^T(t) \boldsymbol{\beta} + \mu_k \mathbf{e}^T(t) \boldsymbol{\alpha} + \mathbf{e}^T(t) \mathbf{L} \mathbf{f}. \tag{15}$$

The first and the second time derivatives of (15) are

$$\dot{\mathbf{e}}(t) = i\omega \mathbf{N} \mathbf{e}(t), \quad \ddot{\mathbf{e}}(t) = -\omega^2 \mathbf{N}^2 \mathbf{e}(t), \tag{16}$$

where

$$\mathbf{N} = \text{diag} \{n\} \in \mathbb{Z}^{2N+1,2N+1} \quad \text{for } n \in \{-N, -N + 1, \dots, N - 1, N\}. \quad (17)$$

The derivatives of the function  $q(t)$  can be expressed as

$$\dot{q}(t) = i\omega [\mu_m \mathbf{e}^T(t) \mathbf{N} \boldsymbol{\gamma} + \mu_b \mathbf{e}^T(t) \mathbf{N} \boldsymbol{\beta} + \mu_k \mathbf{e}^T(t) \mathbf{N} \boldsymbol{\alpha} + \mathbf{e}^T(t) \mathbf{N} \mathbf{L} \mathbf{f}], \quad (18)$$

$$\ddot{q}(t) = -\omega^2 [\mu_m \mathbf{e}^T(t) \mathbf{N}^2 \boldsymbol{\gamma} + \mu_b \mathbf{e}^T(t) \mathbf{N}^2 \boldsymbol{\beta} + \mu_k \mathbf{e}^T(t) \mathbf{N}^2 \boldsymbol{\alpha} + \mathbf{e}^T(t) \mathbf{N}^2 \mathbf{L} \mathbf{f}]. \quad (19)$$

To obtain  $\boldsymbol{\alpha}$ ,  $\boldsymbol{\beta}$ ,  $\boldsymbol{\gamma}$ , we pre-multiply (15), (18), (19) by  $T^{-1} \mathbf{A}^k \mathbf{e}(t)$ ,  $T^{-1} \mathbf{A}^b \mathbf{e}(t)$ ,  $T^{-1} \mathbf{A}^m \mathbf{e}(t)$ , respectively, and integrate from 0 to  $T$ . Taking into consideration (14), the equations can be further rewritten as

$$\begin{aligned} \boldsymbol{\alpha} &= \mu_m \mathbf{A}^k \hat{\mathbf{I}} \boldsymbol{\gamma} + \mu_b \mathbf{A}^k \hat{\mathbf{I}} \boldsymbol{\beta} + \mu_k \mathbf{A}^k \hat{\mathbf{I}} \boldsymbol{\alpha} + \mathbf{A}^k \hat{\mathbf{I}} \mathbf{L} \mathbf{f}, \\ \boldsymbol{\beta} &= i\mu_m \omega \mathbf{A}^b \hat{\mathbf{I}} \mathbf{N} \boldsymbol{\gamma} + i\mu_b \omega \mathbf{A}^b \hat{\mathbf{I}} \mathbf{N} \boldsymbol{\beta} + i\mu_k \omega \mathbf{A}^b \hat{\mathbf{I}} \mathbf{N} \boldsymbol{\alpha} + i\omega \mathbf{A}^b \hat{\mathbf{I}} \mathbf{N} \mathbf{L} \mathbf{f}, \\ \boldsymbol{\gamma} &= -\mu_m \omega^2 \mathbf{A}^m \hat{\mathbf{I}} \mathbf{N}^2 \boldsymbol{\gamma} - \mu_b \omega^2 \mathbf{A}^m \hat{\mathbf{I}} \mathbf{N}^2 \boldsymbol{\beta} - \mu_k \omega^2 \mathbf{A}^m \hat{\mathbf{I}} \mathbf{N}^2 \boldsymbol{\alpha} - \omega^2 \mathbf{A}^m \hat{\mathbf{I}} \mathbf{N}^2 \mathbf{L} \mathbf{f}, \end{aligned} \quad (20)$$

where

$$\int_0^T \mathbf{e}(t) \mathbf{e}^T(t) dt = T \hat{\mathbf{I}}, \quad \hat{\mathbf{I}} = \begin{bmatrix} & & & & 1 \\ & & & & \\ & & \dots & & \\ & & & & \\ 1 & & & & \end{bmatrix} \in \mathbb{R}^{2N+1,2N+1}. \quad (21)$$

The matrix products  $\mathbf{A}^m \hat{\mathbf{I}}$ ,  $\mathbf{A}^b \hat{\mathbf{I}}$ ,  $\mathbf{A}^k \hat{\mathbf{I}}$  can be replaced as follows:

$$\mathbf{A}^m \hat{\mathbf{I}} = \mathbf{L} \mathbf{H}_m, \quad \mathbf{A}^b \hat{\mathbf{I}} = \mathbf{L} \mathbf{H}_b, \quad \mathbf{A}^k \hat{\mathbf{I}} = \mathbf{L} \mathbf{H}_k, \quad (22)$$

which can be easily proven by direct substitution. All matrices

$$\mathbf{H}_x = \begin{bmatrix} x_0 & x_{-1} & x_{-2} & \dots & x_{-N} \\ x_1 & x_0 & x_{-1} & x_{-2} & \dots \\ x_2 & x_1 & x_0 & x_{-1} & \dots & x_{-N} \\ \vdots & x_2 & x_1 & x_0 & \dots & \vdots \\ x_N & \dots & \dots & \dots & \dots & x_{-2} \\ \dots & \dots & \dots & \dots & \dots & x_{-1} \\ \dots & x_N & \dots & x_2 & x_1 & x_0 \end{bmatrix} \in \mathbb{C}^{2N+1,2N+1} \quad \text{for } x \in \{m, b, k\} \quad (23)$$

are Hermitean, i.e.,

$$\mathbf{H}_x^H = \mathbf{H}_x, \quad \mathbf{H}_x^H = \overline{\mathbf{H}_x^T}, \quad (24)$$

which follows from the fact that  $x_{-j} = \bar{x}_j$  for  $j \neq 0$ ,  $x_0 \in \mathbb{R}$ . The bar notation means complex conjugated expression. Matrices  $\mathbf{H}_m$ ,  $\mathbf{H}_b$  and  $\mathbf{H}_k$  express fluctuation of mass, damping and stiffness, respectively. Taking (22) and (20), the system of equations (20) can be converted into the matrix form

$$\mathbf{y} = \mu \mathbf{A} \mathbf{y} + \mathbf{b}, \quad (25)$$

where

$$\mathbf{A} = \begin{bmatrix} c_\alpha \mathbf{L} \mathbf{H}_k & c_\beta \mathbf{L} \mathbf{H}_k & c_\gamma \mathbf{L} \mathbf{H}_k \\ i\omega c_\alpha \mathbf{L} \mathbf{H}_b \mathbf{N} & i\omega c_\beta \mathbf{L} \mathbf{H}_b \mathbf{N} & i\omega c_\gamma \mathbf{L} \mathbf{H}_b \mathbf{N} \\ -\omega^2 c_\alpha \mathbf{L} \mathbf{H}_m \mathbf{N}^2 & -\omega^2 c_\beta \mathbf{L} \mathbf{H}_m \mathbf{N}^2 & -\omega^2 c_\gamma \mathbf{L} \mathbf{H}_m \mathbf{N}^2 \end{bmatrix} \in \mathbb{C}^{3(2N+1),3(2N+1)}, \quad (26)$$

$$\mathbf{y} = \begin{bmatrix} \boldsymbol{\alpha} \\ \boldsymbol{\beta} \\ \boldsymbol{\gamma} \end{bmatrix} \in \mathbb{C}^{3(2N+1)}, \quad \mathbf{b} = \begin{bmatrix} \mathbf{LH}_k \\ i\omega\mathbf{LH}_b\mathbf{N} \\ -\omega^2\mathbf{LH}_m\mathbf{N}^2 \end{bmatrix} \mathbf{L}\mathbf{f} \in \mathbb{C}^{3(2N+1)}. \quad (27)$$

Let us denote  $\mathbf{A}$  as a  $T$ -periodic system matrix and vector  $\mathbf{b}$  as a  $T$ -periodic system excitation. Vector  $\mathbf{y}$  contains coefficients of linear combination of approximation functions. Parameter  $\mu$  can be freely chosen from the set  $\mu \in \{\mu_k, \mu_b, \mu_m\}$ , while the values of  $c_\alpha, c_\beta, c_\gamma$  have to be changed accordingly, for example,

$$\mu = \mu_k \implies \{c_\alpha, c_\beta, c_\gamma\} = \left\{ 1, \frac{\mu_b}{\mu_k}, \frac{\mu_m}{\mu_k} \right\}. \quad (28)$$

The solution of (25) has the form

$$\mathbf{y} = (\mathbf{I} - \mu\mathbf{A})^{-1} \mathbf{b}, \quad (29)$$

where  $\mathbf{I}$  is an identity matrix of the same type as  $\mathbf{A}$ . The matrix in round brackets can be called as a  $T$ -periodic characteristic matrix. Taking (28), the solution (15) can be rewritten as

$$q(t) = \mu [c_\alpha \mathbf{e}^T(t)\boldsymbol{\alpha} + c_\beta \mathbf{e}^T(t)\boldsymbol{\beta} + c_\gamma \mathbf{e}^T(t)\boldsymbol{\gamma}] + \mathbf{e}^T(t)\mathbf{L}\mathbf{f} \quad (30)$$

and subsequently as

$$q(t) = \mu \mathbf{E}(t)\mathbf{y} + \mathbf{e}^T(t)\mathbf{L}\mathbf{f}, \quad (31)$$

where

$$\mathbf{E}(t) = [c_\alpha \mathbf{e}^T(t), c_\beta \mathbf{e}^T(t), c_\gamma \mathbf{e}^T(t)] \in \mathbb{C}^{1,3(2N+1)}. \quad (32)$$

The use of (29) to the final solution of (1) then yields

$$q(t) = \mu \mathbf{E}(t) (\mathbf{I} - \mu\mathbf{A})^{-1} \mathbf{b} + \mathbf{e}^T(t)\mathbf{L}\mathbf{f}. \quad (33)$$

The accuracy of this analytical periodic solution depends on the number of  $N$  harmonics taken into account. Let us denote the solution approximated by  $2N + 1$  terms of the Fourier series as  $q_N(t)$ . Thereafter, we assume the solution  $q_N(t) \rightarrow q(t)$  if the condition

$$\|q_N(t) - q_{N+1}(t)\| < \varepsilon \quad \text{for } q_N(t), q_{N+1}(t) \in L_2(0, T) \quad (34)$$

is satisfied, where  $\varepsilon$  is a small positive number.

## 2.2. Existence of periodic solution and system stability assessment

If the aforementioned system is unstable, then the periodic solution (33) does not exist and, therefore, we focus mainly on the stability assessment. It is necessary to take into account resonant stage with parametric excitation having half frequency  $\omega^* = \omega/2$ , see [2]. It corresponds to the  $2T$ -periodic solution, which has to be identical with the  $T$ -periodic solution. It will be proven bellow.

The  $2T$ -periodic solution can be expressed in the analogical form to (30). Then

$$q^*(t) = \mu [c_\alpha \mathbf{e}^{*T}(t)\boldsymbol{\alpha}^* + c_\beta \mathbf{e}^{*T}(t)\boldsymbol{\beta}^* + c_\gamma \mathbf{e}^{*T}(t)\boldsymbol{\gamma}^*] + \mathbf{e}^{*T}(t)\mathbf{L}^*\mathbf{f}^*, \quad (35)$$

where

$$\mathbf{L}^* = \text{diag} \{L_{n/2}\} \in \mathbb{C}^{4N+1,4N+1} \quad \text{for } n \in \{-2N, -2N + 1, \dots, 2N - 1, 2N\}, \quad (36)$$

$$\mathbf{e}^*(t) = [e_{-N}(t), e_{-N+\frac{1}{2}}(t), e_{-N+1}(t), \dots, e_{N-1}(t), e_{N-\frac{1}{2}}(t), e_N(t)]^T \in \mathbb{C}^{4N+1}, \quad (37)$$

$$\mathbf{f}^* = [f_{-N}, 0, f_{-N+1}, \dots, f_{-1}, 0, f_0, 0, f_1, \dots, f_{N-1}, 0, f_N]^T \in \mathbb{C}^{4N+1}, \quad (38)$$

$$\begin{aligned}
 \boldsymbol{\alpha}^* &= \left[ \alpha_{-N}, \alpha_{-N+\frac{1}{2}}, \alpha_{-N+1}, \dots, \alpha_{N-1}, \alpha_{N-\frac{1}{2}}, \alpha_N \right]^T \in \mathbb{C}^{4N+1}, \\
 \boldsymbol{\beta}^* &= \left[ \beta_{-N}, \beta_{-N+\frac{1}{2}}, \beta_{-N+1}, \dots, \beta_{N-1}, \beta_{N-\frac{1}{2}}, \beta_N \right]^T \in \mathbb{C}^{4N+1}, \\
 \boldsymbol{\gamma}^* &= \left[ \gamma_{-N}, \gamma_{-N+\frac{1}{2}}, \gamma_{-N+1}, \dots, \gamma_{N-1}, \gamma_{N-\frac{1}{2}}, \gamma_N \right]^T \in \mathbb{C}^{4N+1}.
 \end{aligned} \tag{39}$$

**Remark 1.** The relations given above can be derived analogously to those in Section 2.1. We start by finding the  $2T$ -periodic PGF defined as the response of the stationary part of the investigated system to a Dirac chain excitation with a  $2T$  period. It follows that

$$\delta_T^*(t) = \frac{1}{2T} \sum_{n=-N^*}^{N^*} \cos \frac{n\omega t}{2} = \frac{1}{2T} \sum_{n=-N^*}^{N^*} e^{i\frac{n\omega t}{2}} \quad \text{for } N^* = 2N. \tag{40}$$

We make sure that the following relations hold

$$\mathbf{f}^* = \mathbf{J}\mathbf{f}, \quad \mathbf{f} = \mathbf{J}^T\mathbf{f}^*, \quad \mathbf{e}(t) = \mathbf{J}^T\mathbf{e}^*(t), \tag{41}$$

$$\mathbf{H}_x = \mathbf{J}^T\mathbf{H}_x^*\mathbf{J}, \quad \mathbf{L} = \mathbf{J}^T\mathbf{L}^*\mathbf{J}, \quad \mathbf{L}\mathbf{H}_x\mathbf{L} = \mathbf{J}^T\mathbf{L}^*\mathbf{H}_x^*\mathbf{L}^*\mathbf{J} \quad \text{for } x \in \{m, b, k\}, \tag{42}$$

where matrix  $\mathbf{J}$  is defined in (A.2) and matrix  $\mathbf{H}_x^*$  is given as

$$\mathbf{H}_x^* = \begin{bmatrix} x_0 & 0 & x_{-1} & 0 & x_{-2} & 0 & \cdots & x_{-N} & & & \\ 0 & x_0 & 0 & x_{-1} & 0 & x_{-2} & 0 & & & & x_{-N} \\ x_1 & 0 & x_0 & 0 & x_{-1} & 0 & x_{-2} & \ddots & & & \ddots \\ 0 & x_1 & 0 & x_0 & 0 & x_{-1} & 0 & \ddots & \ddots & & x_{-N} \\ x_2 & 0 & x_1 & 0 & x_0 & 0 & \ddots & \ddots & \ddots & \ddots & \vdots \\ 0 & x_2 & 0 & x_1 & 0 & x_0 & \ddots & \ddots & \ddots & \ddots & 0 \\ \vdots & 0 & \ddots & 0 & \ddots & \ddots & \ddots & \ddots & \ddots & \ddots & x_{-2} \\ x_N & & \ddots & \ddots & \ddots & \ddots & \ddots & \ddots & \ddots & \ddots & 0 \\ & x_N & & \ddots & \ddots & \ddots & \ddots & \ddots & \ddots & \ddots & x_{-1} \\ & & \ddots & & \ddots & \ddots & \ddots & \ddots & 0 & x_0 & 0 \\ & & & x_N & \cdots & 0 & x_2 & 0 & x_1 & 0 & x_0 \end{bmatrix} \in \mathbb{C}^{4N+1, 2N+1}. \tag{43}$$

Similarly,  $\mathbf{H}_x$ , see (24), as well as  $\mathbf{H}_x^*$  is Hermitean for  $x \in \{m, b, k\}$ . The subscripts correspond to the original angular frequency  $\omega$ . Applying the same procedure as in the  $T$ -periodic system, we can come to the equation for the calculation of the Fourier-coefficients vector. The form of this equation is analogous to (25), i.e.,

$$\mathbf{y}^* = \mu\mathbf{A}^*\mathbf{y}^* + \mathbf{b}^*, \tag{44}$$

where

$$\mathbf{A}^* = \begin{bmatrix} c_\alpha \mathbf{L}^* \mathbf{H}_k^* & c_\beta \mathbf{L}^* \mathbf{H}_k^* & c_\gamma \mathbf{L}^* \mathbf{H}_k^* \\ i\omega c_\alpha \mathbf{L}^* \mathbf{H}_b^* \mathbf{N}^* & i\omega c_\beta \mathbf{L}^* \mathbf{H}_b^* \mathbf{N}^* & i\omega c_\gamma \mathbf{L}^* \mathbf{H}_b^* \mathbf{N}^* \\ -\omega^2 c_\alpha \mathbf{L}^* \mathbf{H}_m^* \mathbf{N}^{*2} & -\omega^2 c_\beta \mathbf{L}^* \mathbf{H}_m^* \mathbf{N}^{*2} & -\omega^2 c_\gamma \mathbf{L}^* \mathbf{H}_m^* \mathbf{N}^{*2} \end{bmatrix} \in \mathbb{C}^{3(4N+1), 3(4N+1)}, \tag{45}$$

$$\mathbf{y}^* = \begin{bmatrix} \boldsymbol{\alpha}^* \\ \boldsymbol{\beta}^* \\ \boldsymbol{\gamma}^* \end{bmatrix} \in \mathbb{C}^{3(4N+1)}, \quad \mathbf{b}^* = \begin{bmatrix} \mathbf{L}^* \mathbf{H}_k^* \\ i\omega \mathbf{L}^* \mathbf{H}_b^* \mathbf{N}^* \\ -\omega^2 \mathbf{L}^* \mathbf{H}_m^* \mathbf{N}^{*2} \end{bmatrix} \mathbf{L}^* \mathbf{f}^* \in \mathbb{C}^{3(4N+1)}, \quad (46)$$

where

$$\mathbf{N}^* = \text{diag} \{n/2\} \in \mathbb{R}^{4N+1, 4N+1} \quad \text{for } n \in \{-2N, -2N + 1, \dots, 2N - 1, 2N\}. \quad (47)$$

The total  $2T$ -periodic solution has the form (35) and can be written in a similar form as (31) or (33), i.e.,

$$q^*(t) = \mu \mathbf{E}^*(t) \mathbf{y}^* + \mathbf{e}^{*\text{T}}(t) \mathbf{L}^* \mathbf{f}^* = \mu \mathbf{E}^*(t) (\mathbf{I} - \mu \mathbf{A}^*)^{-1} \mathbf{b}^* + \mathbf{e}^{*\text{T}}(t) \mathbf{L}^* \mathbf{f}^*, \quad (48)$$

where

$$\mathbf{E}^*(t) = [c_\alpha \mathbf{e}^{*\text{T}}(t), c_\beta \mathbf{e}^{*\text{T}}(t), c_\gamma \mathbf{e}^{*\text{T}}(t)] \in \mathbb{C}^{1, 3(4N+1)} \quad (49)$$

and  $\mathbf{I}$  is an identity matrix of the same type as the  $2T$ -periodic system matrix  $\mathbf{A}^*$ . The matrix  $\mathbf{I} - \mu \mathbf{A}^*$  can be called a  $2T$ -periodic characteristic matrix.

**Lemma 1.** *The  $2T$ -periodic solution to the equation of motion is identical to the  $T$ -periodic solution, i.e.,*

$$q^*(t) \equiv q(t). \quad (50)$$

**Lemma 2.** *Let  $q(t)$  in (33) be the  $T$ -periodic solution to the equation of motion (1) in steady-state. Then, this solution can be also written in the form*

$$q(t) = \mathbf{e}^{\text{T}}(t) [\mathbf{I} + \mu (\mathbf{I} - \mu \mathbf{A}_{\text{red}})^{-1} \mathbf{A}_{\text{red}}] \mathbf{L} \mathbf{f} \quad (51)$$

using a  $T$ -periodic reduced system matrix

$$\mathbf{A}_{\text{red}} = c_\alpha \mathbf{L} \mathbf{H}_k + i\omega c_\beta \mathbf{L} \mathbf{H}_b \mathbf{N} - \omega^2 c_\gamma \mathbf{L} \mathbf{H}_m \mathbf{N}^2, \quad \mathbf{A}_{\text{red}} \in \mathbb{C}^{2N+1, 2N+1}. \quad (52)$$

Proofs of Lemmas 1 and 2 are provided in Appendixes B and C, respectively.

Now, let us turn our attention to the investigation of the (in)stability border. It is evident from (48) that some solution  $q^*(t)$  exists only if the matrix  $\mathbf{I} - \mu \mathbf{A}^*$  is not singular. Otherwise,  $1/\mu$  is equal to one of the eigenvalues of the matrix  $\mathbf{A}^*$ . As shown below, the determinant of  $\mathbf{A}^*$  is real and the eigenvalues of  $\mathbf{A}^*$  are either real or complex conjugate pairs. Consequently, the real eigenvalues correspond to the changes of determinant sign and determine the (in)stability border in the parametric plane  $\omega$  and  $\mu$ .

First, it can be easily shown that the relations

$$\Sigma(\mathbf{A}^*) \equiv \Sigma(\tilde{\mathbf{A}}) \equiv \Sigma(\hat{\mathbf{A}}) \quad (53)$$

are valid because of the orthogonality of matrices  $\tilde{\mathbf{P}}$  and  $\mathbf{Q}$  ( $\tilde{\mathbf{P}}^{\text{T}} \tilde{\mathbf{P}} = \mathbf{I}$  and  $\mathbf{Q}^{\text{T}} \mathbf{Q} = \mathbf{I}$ ), see Appendix A. For this reason,  $\mathbf{A}^*$ ,  $\tilde{\mathbf{A}}$  and  $\hat{\mathbf{A}}$  are similar matrices with identical spectra. The symbol  $\Sigma$  denotes the set of eigenvalues of the relevant matrix. The proof of (53) follows from the relations between the matrix  $\mathbf{A}^*$  and the matrices  $\tilde{\mathbf{A}}$  and  $\hat{\mathbf{A}}$

$$\tilde{\mathbf{A}} = \tilde{\mathbf{P}}^{\text{T}} \mathbf{A}^* \tilde{\mathbf{P}} \quad \text{and} \quad \hat{\mathbf{A}} = \mathbf{Q}^{\text{T}} \tilde{\mathbf{P}}^{\text{T}} \mathbf{A}^* \tilde{\mathbf{P}} \mathbf{Q}. \quad (54)$$

**Lemma 3.** *The set of nonzero eigenvalues of the matrices  $\mathbf{A}^*$ ,  $\tilde{\mathbf{A}}$  and  $\hat{\mathbf{A}}$  is identical to the set of eigenvalues of a  $2T$ -periodic reduced system matrix*

$$\mathbf{A}_{\text{red}}^* = c_\alpha \mathbf{L}^* \mathbf{H}_k^* + i\omega c_\beta \mathbf{L}^* \mathbf{H}_b^* \mathbf{N}^* - \omega^2 c_\gamma \mathbf{L}^* \mathbf{H}_m^* \mathbf{N}^{*2}, \quad \mathbf{A}_{\text{red}}^* \in \mathbb{C}^{4N+1, 4N+1}. \quad (55)$$



From this lemma follows the fact that in order to obtain the borders of system (in)stability, it is possible to solve the set of eigenvalues of matrix  $\mathbf{A}_{\text{red}}^*$  instead of that of matrix  $\mathbf{A}^*$ .

**Lemma 4.** *Eigenvalues of the  $2T$ -periodic reduced system matrix  $\mathbf{A}_{\text{red}}^*$  are either real or complex conjugate pairs. For this reason, the determinant of this matrix is a real value because the matrix determinant can be expressed as a product of all eigenvalues.*

Proofs of Lemmas 3 and 4 are given in Appendixes D and E, respectively.

### 3. Results and discussion

The verification of the relations derived in previous sections will now be demonstrated on a simple problem. For this purpose, let us consider the system

$$(m_S - m_A \cos \omega t) \ddot{q}(t) + (b_S - b_A \cos 2\omega t) \dot{q}(t) + (k_S - k_A \cos 2\omega t) q(t) = f(t). \quad (56)$$

At this point, it is appropriate to transform this equation using the dimensionless time  $\tau = \Omega t$  into the form

$$(1 - \mu c_\gamma \cos \eta \tau) q''(\tau) + 2D(1 - \mu c_\beta \cos 2\eta \tau) q'(\tau) + (1 - \mu c_\alpha \cos 2\eta \tau) q(\tau) = f(\tau)/k_S, \quad (57)$$

where

$$\Omega = \sqrt{k_S/m_S}, \quad D = b_S/(2m_S\Omega), \quad \eta = \frac{\omega}{\Omega} \quad (58)$$

and

$$\frac{m_A}{m_S} = \mu_m = \mu c_\gamma, \quad \frac{b_A}{b_S} = \mu_b = \mu c_\beta, \quad \frac{k_A}{k_S} = \mu_k = \mu c_\alpha. \quad (59)$$

The derivations of the variable  $q$  with respect to dimensionless time can be denoted by  $(\cdot)' = d/d\tau$  and the coefficients  $c_\alpha, c_\beta, c_\gamma$  are used in accordance with (28).

#### 3.1. Stability problem

The stability assessment is performed for homogeneous equation (57). As mentioned earlier, the determination of the (in)stability boundaries corresponds to the eigenvalue problem of matrix  $\mathbf{A}_{\text{red}}^*$ , see Lemma 3. This matrix is defined for a damped system ( $D = 0.01$ ) by (55) and has a reduced form  $c_\alpha \mathbf{L}^* \mathbf{H}_k^* - \omega^2 c_\gamma \mathbf{L}^* \mathbf{H}_m^* \mathbf{N}^{*2}$  corresponding to the conservative system ( $D = 0$ ). According to Lemma 4, the eigenvalues of matrix  $\mathbf{A}_{\text{red}}^*$  are either real or come in complex conjugate pairs. However, only the real eigenvalues define the (in)stability borders because the investigated system has real periodic parameters. Two different value sets of parameters  $c_\alpha, c_\beta, c_\gamma$  are presented:  $c_\alpha = c_\beta = c_\gamma = 1$  in the first case and  $c_\alpha = c_\beta = 1.1, c_\gamma = 1$  in the second one. When analysing the undamped system, the parameter  $c_\beta$  is omitted in both aforementioned cases. Numerical experiments showed that for  $N > 10$ , the number  $N$  has a negligible effect on the accuracy of values  $|\mu| < 1$ . Therefore, all computations in this paper are performed for (in)stability borders with parameter settings  $N = 10$ .

The results of stability assessment are shown in Fig. 1. It can be noted that a relatively small change in parameters  $c_\alpha, c_\beta$  leads to stability regions of considerably different shapes. This behaviour can be seen in the undamped (Fig. 1(a) and (c)) as well as in the damped (Fig. 1(b) and (d)) system. The most apparent differences are particularly obvious for the largest value of  $1/\eta^2$  (the smallest value of the parameter  $\omega$ ). The Floquet theory was applied to verify the

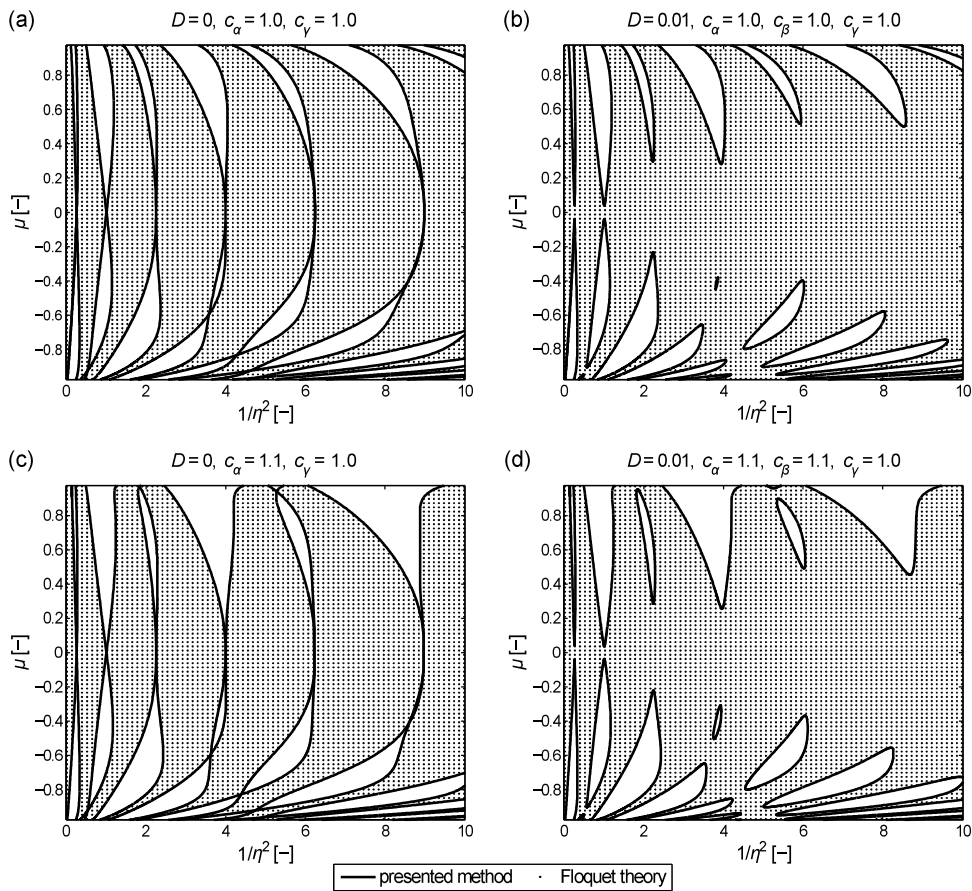


Fig. 1. Stable and unstable regions for various parameters  $c_\alpha, c_\beta, c_\gamma$ ; problems with (b), (d) and without (a), (c) damping

correctness of the derived (in)stability borders. The characteristic exponents were computed for the combinations of  $1/\eta^2$  and  $\mu$  by using the Runge-Kutta integration method. The dots in Fig. 1 represent points of stability. As the reader can see, the obtained results are in a good agreement. Considering only periodic stiffness in (57) (known as the Mathieu equation), the stability regions become symmetric as shown, e.g., in [2]. All numerical tests have shown that the determinant of matrix  $\mathbf{I} - \mu \mathbf{A}_{\text{red}}^*$  is positive in the regions of stability and negative in the regions of instability. In the later case, a periodic solution for steady state does not exist. It could be used as a criterion for determining the stability of linear systems.

### 3.2. System response

The validity of (51) for the steady-state response is demonstrated for two types of excitation. Because the stability of the system given by (57) has already been proven, the response can be also solved. The two periodic excitations were chosen in the form of a linear cosine function which can be defined as

$$f(t) = f_1(t) = f_1(t + T) = \frac{2f_s}{T} \int_0^{t+T/4} \text{sign} \cos \omega \xi \, d\xi \quad \text{for } t \in \langle 0, \infty \rangle \quad (60)$$

and in the form of a saw function

$$f(t) = f_2(t) = f_2(t + T) = f_s \frac{t}{T} \quad \text{for } t \in \langle 0, T \rangle . \quad (61)$$

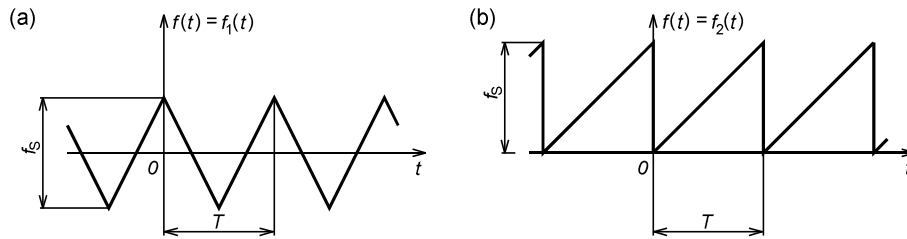


Fig. 2. Time periodical exciting functions (a)  $f_1(t)$  and (b)  $f_2(t)$

The functions  $f_1(t)$  and  $f_2(t)$  are depicted in Fig. 2(a) and (b), respectively. Due to the  $T$ -periodicity of both functions, they can be expressed in the form of Fourier series. The original functions  $f_1(t)$  and  $f_2(t)$  can be transformed into the form

$$f_1(\tau) \approx f_S \sum_{n=-N_1}^{N_1} a_n e^{in\eta\tau} \quad \text{with} \quad a_n = \begin{cases} 0 & \text{for } n = 0, \\ [1 - (-1)^n] / (\pi n)^2 & \text{otherwise} \end{cases} \quad (62)$$

and

$$f_2(\tau) \approx \frac{f_S}{2} \sum_{n=-N_2}^{N_2} b_n e^{in\eta\tau} \quad \text{with} \quad b_n = \begin{cases} 1 & \text{for } n = 0, \\ i / (\pi n) & \text{otherwise.} \end{cases} \quad (63)$$

The parameter  $f_S$  is assumed to be  $f_S = k_S q_S$  in both cases of excitations, where  $q_S$  is a static displacement corresponding to the  $f_S$  value. An appropriate number of Fourier series terms  $N_1$  and  $N_2$  to describe the functions  $f_1(\tau)$  and  $f_2(\tau)$ , respectively, was taken with respect to numerical experiments and to the negligible effect of higher terms on the total response. The values  $N_1 = 25$  and  $N_2 = 50$  are used for the subsequent calculations.

Because only the periodic steady state response is required in this work, the sought solution corresponds only to the particular solution of the equation of motion (1) and is given by a convolute integral, see equation (5). Then the solution consists of the solution with no excitation and with null initial conditions. For this reason, the verification of numerical results by the Runge-Kutta integration method respects homogeneous initial conditions in the following examples. All analyses are then performed with respect to (57).

Recall that the presented solution  $q(t)$  given by (51) makes sense only in the stable region. If the parameters are chosen from the unstable domain, e.g.,  $D = 0.01$ ,  $\eta^{-2} = 2$ ,  $\mu = 0.7$ ,  $c_\alpha = c_\beta = 1.1$  and  $c_\gamma = 1.0$  (see Fig. 1), then a periodic steady state response does not exist. This is shown in Fig. 3, where results are obtained by the Runge-Kutta integration method. It is also well known that any excitation of linear systems do not affect the stability assessment.

Results obtained from the analytical solution and the Runge-Kutta continuation are compared in Figs. 4 and 5 for the two different excitations  $f_1$  and  $f_2$ . In these cases, the same input parameters  $D = 0.01$ ,  $\eta^{-2} = 2$ ,  $\mu = 0.25$ ,  $c_\alpha = c_\beta = 1.1$  and  $c_\gamma = 1.0$  are chosen so that the solutions lie within the stable region. As can be seen in Figs. 4(a) and 5(a), the influence of initial conditions gradually diminishes for values greater than  $t/T = 30$ . It is also apparent from Figs. 4(b) and 5(b) that the increasing number of periods brings the Runge-Kutta solution closer to the analytical one. A good agreement between the analytical and numerical results is also shown in the phase portraits, see Figs. 4(c) and 5(c). The velocities (analytical solution) are calculated using (18).

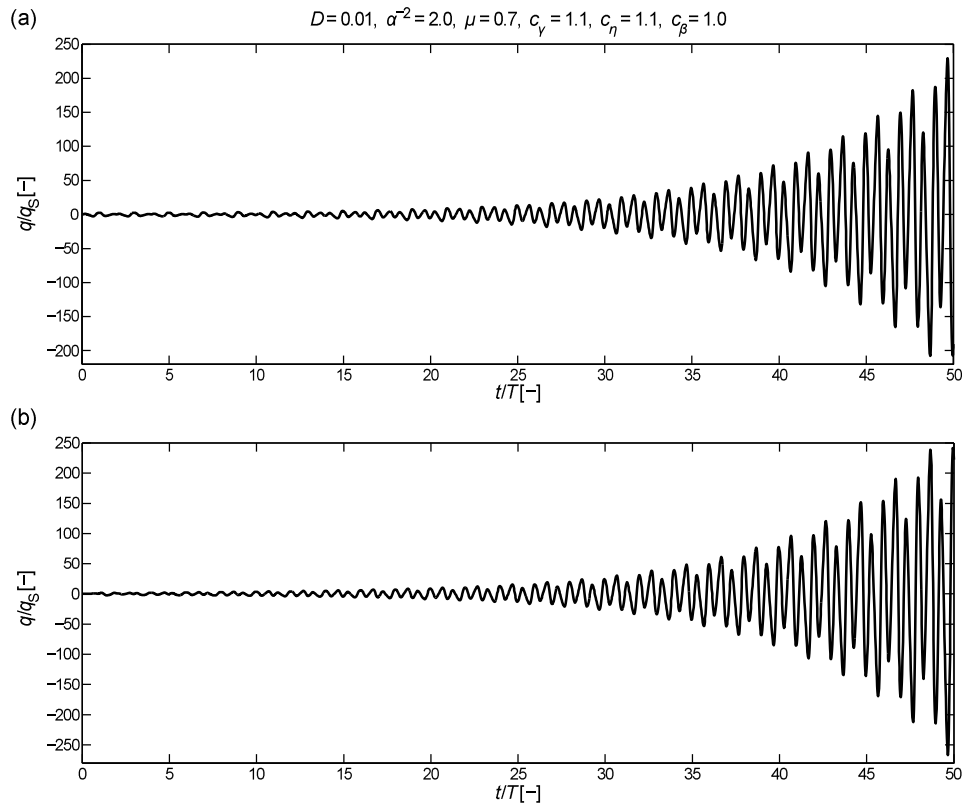


Fig. 3. Runge-Kutta solution for parameters from unstable domain; result obtained for excitation function (a)  $f_1(\tau)$  and (b)  $f_2(\tau)$

#### 4. Conclusions

In this paper, a methodology for analytical solution and stability assessment of differential equations with periodically varying parameters was presented. The differential equations can describe behaviour of mechanical vibrating systems containing time periodically varying mass, damping and stiffness parameters. The main idea of the presented parametric system investigation was the transformation of the differential equation with time dependent coefficients to the integro-differential equation, whose response was expressed by means of convolution of periodic Green's function and a sum of the external and parametric excitation. The paper made several statements with corresponding proofs. The first statement was related to the real valued determinant of the  $2T$ -periodic characteristic matrix  $\mathbf{I} - \mu\mathbf{A}^*$ , whose eigenvalues are either real values or complex conjugate pairs. In this work, it was proven that non-zero eigenvalues of the  $2T$ -periodic system matrix  $\mathbf{A}^*$  can be calculated from the so-called  $2T$ -periodic reduced system matrix  $\mathbf{A}_{\text{red}}^*$ , whose order is three times smaller than that of the original matrix  $\mathbf{A}^*$ . The proposed approach for the determination of stability domain and its border was demonstrated on examples and the obtained results were checked by the Floquet method showing very good agreement. Furthermore, the performed numerical experiments have shown the same results as in [2], namely, that a positive sign of the determinant of the  $2T$ -periodic characteristic matrix corresponds to the solution in the stable region. The periodical response obtained by presented analytical approach in stable parameter domain

$$q(t) = \mathbf{e}^T(t) [\mathbf{I} + \mu (\mathbf{I} - \mu\mathbf{A}_{\text{red}})^{-1} \mathbf{A}_{\text{red}}] \mathbf{L}\mathbf{f} \quad \text{for} \quad \det(\mathbf{I} - \mu\mathbf{A}_{\text{red}}^*) > 0$$

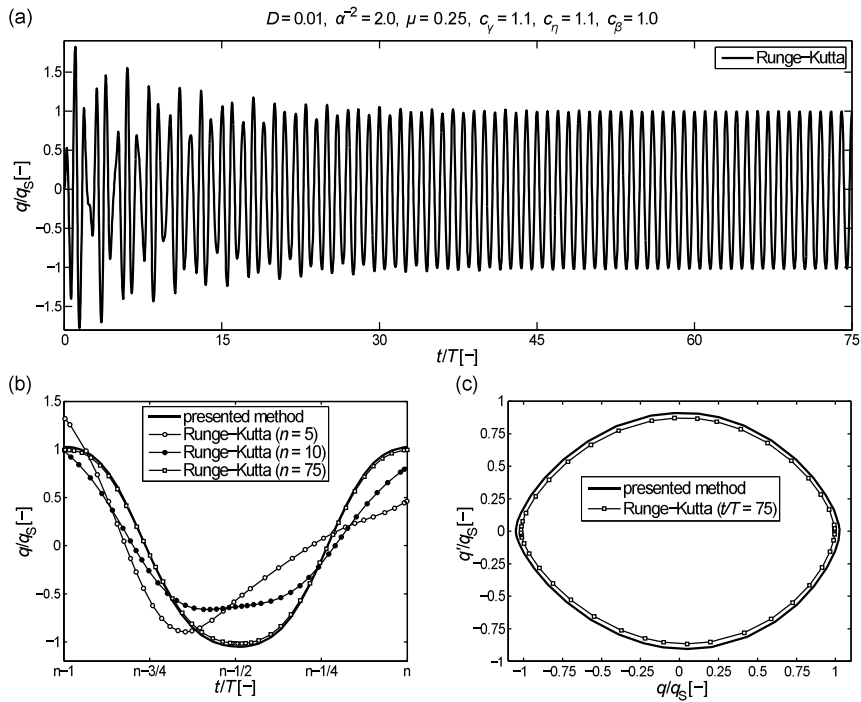


Fig. 4. System response to excitation function  $f_1(\tau)$  in a stable region; (a) Runge-Kutta solution, (b) analytical and Runge-Kutta solution after selected number of periods, (c) phase portraits of analytical and Runge-Kutta solution in period  $t/T = 75$

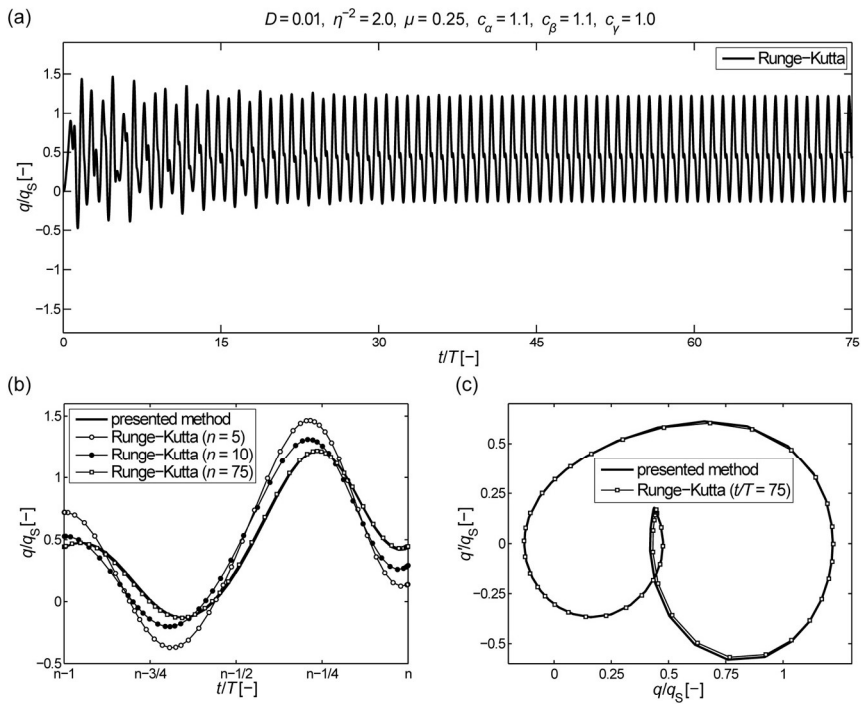


Fig. 5. System response to excitation function  $f_2(\tau)$  in a stable region; (a) Runge-Kutta solution, (b) analytical and Runge-Kutta solution after selected number of periods, (c) phase portraits of analytical and Runge-Kutta solution in period  $t/T = 75$

(do not confuse  $\mathbf{A}_{\text{red}}$  and  $\mathbf{A}_{\text{red}}^*$ ) showed also good agreement with the results of the Runge-Kutta continuation. The main benefits and advantages of the presented approach (PA) can be summarised in the following points:

- Unlike the classical harmonic balance method, the PA enables to perform stability assessment based on the knowledge of fluctuation matrices of mass, damping, and stiffness and the real valued determinant of the  $2T$ -periodic characteristic matrix.
- The PA enables to exactly determine the border of (in)stability with arbitrary accuracy. This approach is not limited by the magnitude of parameters  $\mu_m$ ,  $\mu_b$  and  $\mu_k$ .
- In case of stability, the presented methodology enables to find an analytical solution of the system response in the steady state.
- The PA can be used in sensitivity analysis required, e.g., for the solution of stochastic vibration or in an optimisation process.
- The PA can be extended for systems with  $n < \infty$  DOF.

## Acknowledgements

This publication was supported by the project LO1506 of the Czech Ministry of Education, Youth and Sports under the program NPU I.

## References

- [1] Das, S. K., Rajagopalan, P. K., Infinite determinant method for stability analysis of periodic systems, *IEEE Proceedings*, Vol. 131, 1984, pp. 189–201. <https://doi.org/10.1049/ip-d.1984.0031>
- [2] Dupal, J., Zajíček, M., Analytical periodic solution and stability assessment of 1 dof parametric systems with time varying stiffness, *Applied Mathematics and Computation* 243 (2014) 138–151. <https://doi.org/10.1016/j.amc.2014.05.089>
- [3] Floquet, G., On linear differential equations with periodic coefficients, *Annales Scientifiques de l'École Normale Supérieure* 12 (1883) 47–88. (in French) <https://doi.org/10.24033/asens.220>
- [4] Friedmann, P., Hammond, C. E., Woo, T. S., Efficient numerical treatment of periodic systems with application to stability problems, *International Journal for Numerical Methods in Engineering* 11 (1977) 1117–1136. <https://doi.org/10.1002/nme.1620110708>
- [5] Hagel, J., Lhotka, C., A high order perturbation analysis of the Sitnikov problem, *Celestial Mechanics and Dynamical Astronomy* 93 (2005) 201–228. <https://doi.org/10.1007/s10569-005-0521-1>
- [6] Hill, G. W., On the part of the moon's motion which is a function of the mean motions of the sun and the moon, *Acta Mathematica* 8 (1886) 1–36. <https://doi.org/10.1007/BF02417081>
- [7] Jordan, D. W., Smith, P., *Nonlinear ordinary differential equations: An introduction for scientists and engineers*, 4th edition, Oxford University Press, Oxford, 2007.
- [8] Kourdis, P. D., Vakakis, A. F., Some results on the dynamics of the linear parametric oscillator with general time-varying frequency, *Applied Mathematics and Computation* 183 (2006) 1235–1248. <https://doi.org/10.1016/j.amc.2006.06.049>
- [9] MacLachlan, N. W., *Theory and application of Mathieu functions*, Clarendon Press, Oxford, 1947.
- [10] Magnus, W., Winkler, S., *Hill's equation*, New York: Dover, 1979.
- [11] Mahmoud, G. M., Bountis, T., Ahmed, S. A., Stability analysis for systems of nonlinear Hill's equations, *Journal of Physics A* 286 (2000) 133–146. [https://doi.org/10.1016/S0378-4371\(00\)00300-9](https://doi.org/10.1016/S0378-4371(00)00300-9)

- [12] Mathieu, E., Essay on the vibratory motion on an elliptic membrane, *Journal de Mathématiques Pures et Appliquées* 13 (1868) 137–203. (in French)
- [13] Meissner, E., About shaking oscillations in systems with periodically variable elasticity, *Schweizer Bauzeitun* 72 (10) (1918) 95–98. (in German) <https://doi.org/10.1021/ie50098a004>
- [14] Moriguchi, H., An improvement of the WKB method in the presence of turning points and the asymptotic solutions of a class of Hill equations, *Journal of the Physical Society of Japan* 14 (1959) 1771–1796. <https://doi.org/10.1143/JPSJ.14.1771>
- [15] Nayfeh, A. H., *Perturbation methods*, Wiley-VCH Verlag GmbH & Co. KgaA, Weinheim, 2004.
- [16] Nayfeh, A. H., Mook, D. T., *Nonlinear oscillations*, John Wiley & Sons, New York, 1995. <https://doi.org/10.1002/9783527617586>
- [17] Newland, D. E., *Mechanical vibration analysis and computation*, Longman Scientific and Technical, Essex, 1989.
- [18] Parks, P. C., A. M. Lyapunov’s stability theory – 100 years on, *IMA Journal of Mathematical Control and Information* 9 (1992) 275–303. <https://doi.org/10.1093/imamci/9.4.275>
- [19] Shadman, D., Mehri, B., A non-homogeneous Hill’s equation, *Applied Mathematics and Computation* 167 (2005) 68–75. <https://doi.org/10.1016/j.amc.2004.06.072>
- [20] Urwin, K. M., Arscott, F. M., *Theory of the Whittaker-Hill equation*, *Proceedings of the Royal Society of Edinburgh*, Vol. 69, 1970, pp. 28–44. <https://doi.org/10.1017/S0080454100008530>
- [21] Whittaker, E. T., Watson, G. N., *A course of modern analysis*, Cambridge University Press, Oxford, 1962.

## Appendix A Transformation relations

The Fourier-coefficients vectors can be expressed in changed order in such a way that upper subvector is formed by coefficients corresponding to the  $T$ -periodic solution and the remaining coefficients are assembled to lower subvector according to scheme ( $\delta^* \in \{\alpha^*, \beta^*, \gamma^*\}$ )

$$\tilde{\delta} = \begin{bmatrix} \delta_U \\ \delta_L \end{bmatrix} = \begin{bmatrix} \mathbf{J}^T \\ \mathbf{U}^T \end{bmatrix} \delta^* \quad \text{with} \quad \delta_U = \mathbf{J}^T \delta^*, \quad \delta_L = \mathbf{U}^T \delta^*, \quad (\text{A.1})$$

where

$$\mathbf{J} = \begin{bmatrix} 1 & 0 & 0 & \cdots & 0 \\ 0 & 0 & 0 & \cdots & 0 \\ 0 & 1 & 0 & \cdots & 0 \\ 0 & 0 & 0 & \cdots & 0 \\ 0 & 0 & 1 & \cdots & 0 \\ \vdots & \vdots & \vdots & \ddots & \vdots \\ 0 & 0 & 0 & 0 & 1 \end{bmatrix} = [\mathbf{i}_1, \mathbf{i}_3, \mathbf{i}_5, \dots, \mathbf{i}_{2N+1}] \in \mathbb{R}^{4N+1, 2N+1},$$

$$\mathbf{U} = \begin{bmatrix} 0 & 0 & \cdots & 0 \\ 1 & 0 & \cdots & 0 \\ 0 & 0 & \cdots & 0 \\ 0 & 1 & \cdots & 0 \\ \vdots & \vdots & \ddots & \vdots \\ 0 & 0 & 0 & 1 \end{bmatrix} = [\mathbf{i}_2, \mathbf{i}_4, \dots, \mathbf{i}_{2N}] \in \mathbb{R}^{4N+1, 2N}, \quad (\text{A.2})$$

$$\delta_U = \begin{bmatrix} \delta_{-N} \\ \delta_{-N+1} \\ \vdots \\ \delta_{N-1} \\ \delta_N \end{bmatrix} \in \mathbb{C}^{2N+1}, \quad \delta_L = \begin{bmatrix} \delta_{-N+\frac{1}{2}} \\ \delta_{-N+\frac{3}{2}} \\ \vdots \\ \delta_{N-\frac{3}{2}} \\ \delta_{N-\frac{1}{2}} \end{bmatrix} \in \mathbb{C}^{2N}. \quad (\text{A.3})$$

Each vector  $\mathbf{i}_n$  ( $n = 1, \dots, 4N + 1$ ) in (A.2) corresponds to the  $n$ -th column of the identity matrix  $\mathbf{I} \in \mathbb{R}^{4N+1,4N+1}$ . Equations (A.1) can be also given in the forms:

$$\tilde{\delta} = \mathbf{P}^T \delta^* \quad \text{and} \quad \delta^* = \mathbf{P} \tilde{\delta}, \quad (\text{A.4})$$

where

$$\mathbf{P} = [\mathbf{J} \mathbf{U}] \in \mathbb{R}^{4N+1,4N+1} \quad \text{and} \quad \mathbf{P}^T \mathbf{P} = \mathbf{I}. \quad (\text{A.5})$$

Due to the orthogonality of the permutation matrix  $\mathbf{P}$ , the matrices  $\mathbf{J}$  and  $\mathbf{U}$  are orthogonal,

$$\mathbf{J}^T \mathbf{J} = \mathbf{I} \in \mathbb{R}^{2N+1,2N+1}, \quad \mathbf{U}^T \mathbf{U} = \mathbf{I} \in \mathbb{R}^{2N,2N}, \quad (\text{A.6})$$

and generate vector subspaces  $\mathcal{P}_1$  and  $\mathcal{P}_2$ , respectively. Both subspaces represent orthogonal supplements to each other, which can be written as

$$\mathbf{J}^T \mathbf{U} = \mathbf{0} \in \mathbb{R}^{2N+1,2N}. \quad (\text{A.7})$$

Let us introduce an orthogonal matrix

$$\tilde{\mathbf{P}} = \begin{bmatrix} \mathbf{P} & & \\ & \mathbf{P} & \\ & & \mathbf{P} \end{bmatrix} = \begin{bmatrix} [\mathbf{J} \mathbf{U}] & & \\ & [\mathbf{J} \mathbf{U}] & \\ & & [\mathbf{J} \mathbf{U}] \end{bmatrix} \quad (\text{A.8})$$

and multiply the right hand side of the equation  $\mathbf{y}^* = \mu \mathbf{A}^* \mathbf{y}^* + \mathbf{b}^*$  by the matrix  $\tilde{\mathbf{P}}^T$ . The use of (A.1) then yields

$$\tilde{\mathbf{y}} = \tilde{\mathbf{P}}^T \mathbf{y}^* = \mu \tilde{\mathbf{P}}^T \mathbf{A}^* \tilde{\mathbf{P}} \tilde{\mathbf{y}} + \tilde{\mathbf{P}}^T \mathbf{b}^*, \quad (\text{A.9})$$

where

$$\tilde{\mathbf{y}} = [\tilde{\alpha}^T, \tilde{\beta}^T, \tilde{\gamma}^T]^T = [\alpha_U^T, \alpha_L^T, \beta_U^T, \beta_L^T, \gamma_U^T, \gamma_L^T]^T. \quad (\text{A.10})$$

Let us put the following notations

$$\tilde{\mathbf{A}} = \tilde{\mathbf{P}}^T \mathbf{A}^* \tilde{\mathbf{P}} = \begin{bmatrix} c_\alpha \mathbf{P}^T \mathbf{L}^* \mathbf{H}_k^* \mathbf{P} & c_\beta \mathbf{P}^T \mathbf{L}^* \mathbf{H}_k^* \mathbf{P} & c_\gamma \mathbf{P}^T \mathbf{L}^* \mathbf{H}_k^* \mathbf{P} \\ i\omega c_\alpha \mathbf{P}^T \mathbf{L}^* \mathbf{H}_b^* \mathbf{N}^* \mathbf{P} & i\omega c_\beta \mathbf{P}^T \mathbf{L}^* \mathbf{H}_b^* \mathbf{N}^* \mathbf{P} & i\omega c_\gamma \mathbf{P}^T \mathbf{L}^* \mathbf{H}_b^* \mathbf{N}^* \mathbf{P} \\ -\omega^2 c_\alpha \mathbf{P}^T \mathbf{L}^* \mathbf{H}_m^* \mathbf{N}^{*2} \mathbf{P} & -\omega^2 c_\beta \mathbf{P}^T \mathbf{L}^* \mathbf{H}_m^* \mathbf{N}^{*2} \mathbf{P} & -\omega^2 c_\gamma \mathbf{P}^T \mathbf{L}^* \mathbf{H}_m^* \mathbf{N}^{*2} \mathbf{P} \end{bmatrix}, \quad (\text{A.11})$$

$$\tilde{\mathbf{b}} = \tilde{\mathbf{P}}^T \mathbf{b}^* = \begin{bmatrix} \mathbf{P}^T \mathbf{L}^* \mathbf{H}_k^* \\ i\omega \mathbf{P}^T \mathbf{L}^* \mathbf{H}_b^* \mathbf{N}^* \\ -\omega^2 \mathbf{P}^T \mathbf{L}^* \mathbf{H}_m^* \mathbf{N}^{*2} \end{bmatrix} \mathbf{L}^* \mathbf{f}^*. \quad (\text{A.12})$$

Then, equation (A.9) can be rewritten as

$$\tilde{\mathbf{y}} = \mu \tilde{\mathbf{A}} \tilde{\mathbf{y}} + \tilde{\mathbf{b}}. \quad (\text{A.13})$$

In order to re-express the matrix  $\tilde{\mathbf{A}}$  in the other forms, the following submatrices are analysed:

$$c_j \mathbf{P}^T \mathbf{L}^* \mathbf{H}_k^* \mathbf{P}, \quad i\omega c_j \mathbf{P}^T \mathbf{L}^* \mathbf{H}_b^* \mathbf{N}^* \mathbf{P} \quad \text{and} \quad -\omega^2 c_j \mathbf{P}^T \mathbf{L}^* \mathbf{H}_m^* \mathbf{N}^{*2} \mathbf{P} \quad \text{for} \quad j \in \{\alpha, \beta, \gamma\}.$$



The first of them can be so arranged as to be block diagonal

$$c_j \mathbf{P}^T \mathbf{L}^* \mathbf{H}_k^* \mathbf{P} = c_j \begin{bmatrix} \mathbf{J}^T \mathbf{L}^* \mathbf{H}_k^* \mathbf{J} & \mathbf{J}^T \mathbf{L}^* \mathbf{H}_k^* \mathbf{U} \\ \mathbf{U}^T \mathbf{L}^* \mathbf{H}_k^* \mathbf{J} & \mathbf{U}^T \mathbf{L}^* \mathbf{H}_k^* \mathbf{U} \end{bmatrix} = c_j \begin{bmatrix} \mathbf{LH}_k & \mathbf{0} \\ \mathbf{0} & \mathbf{U}^T \mathbf{L}^* \mathbf{H}_k^* \mathbf{U} \end{bmatrix}, \quad (\text{A.14})$$

because of  $\mathbf{J}^T \mathbf{L}^* \mathbf{H}_k^* \mathbf{U} = \mathbf{0}$ , as the result of orthogonality (A.7), and  $\mathbf{J}^T \mathbf{L}^* \mathbf{J} = \mathbf{L}$  and  $\mathbf{J}^T \mathbf{H}_k^* \mathbf{J} = \mathbf{H}_k$ . Similarly, it can be shown that

$$\begin{aligned} i\omega c_j \mathbf{P}^T \mathbf{L}^* \mathbf{H}_b^* \mathbf{N}^* \mathbf{P} &= i\omega c_j \begin{bmatrix} \mathbf{J}^T \mathbf{L}^* \mathbf{H}_b^* \mathbf{N}^* \mathbf{J} & \mathbf{J}^T \mathbf{L}^* \mathbf{H}_b^* \mathbf{N}^* \mathbf{U} \\ \mathbf{U}^T \mathbf{L}^* \mathbf{H}_b^* \mathbf{N}^* \mathbf{J} & \mathbf{U}^T \mathbf{L}^* \mathbf{H}_b^* \mathbf{N}^* \mathbf{U} \end{bmatrix} = \\ &= i\omega c_j \begin{bmatrix} \mathbf{LH}_b \mathbf{N} & \mathbf{0} \\ \mathbf{0} & \mathbf{U}^T \mathbf{L}^* \mathbf{H}_b^* \mathbf{N}^* \mathbf{U} \end{bmatrix} \end{aligned} \quad (\text{A.15})$$

and

$$\begin{aligned} -\omega^2 c_j \mathbf{P}^T \mathbf{L}^* \mathbf{H}_m^* \mathbf{N}^{*2} \mathbf{P} &= -\omega^2 c_j \begin{bmatrix} \mathbf{J}^T \mathbf{L}^* \mathbf{H}_m^* \mathbf{N}^{*2} \mathbf{J} & \mathbf{J}^T \mathbf{L}^* \mathbf{H}_m^* \mathbf{N}^{*2} \mathbf{U} \\ \mathbf{U}^T \mathbf{L}^* \mathbf{H}_m^* \mathbf{N}^{*2} \mathbf{J} & \mathbf{U}^T \mathbf{L}^* \mathbf{H}_m^* \mathbf{N}^{*2} \mathbf{U} \end{bmatrix} = \\ &= -\omega^2 c_j \begin{bmatrix} \mathbf{LH}_m \mathbf{N}^2 & \mathbf{0} \\ \mathbf{0} & \mathbf{U}^T \mathbf{L}^* \mathbf{H}_m^* \mathbf{N}^{*2} \mathbf{U} \end{bmatrix}. \end{aligned} \quad (\text{A.16})$$

By comparing matrices in (A.11) and (26), and by taking into account (A.14)–(A.16), it is possible to write

$$\tilde{\mathbf{A}} = \begin{bmatrix} \mathbf{A}_{11} & \mathbf{0} & \mathbf{A}_{12} & \mathbf{0} & \mathbf{A}_{13} & \mathbf{0} \\ \mathbf{0} & c_\alpha \mathbf{Z}_k & \mathbf{0} & c_\beta \mathbf{Z}_k & \mathbf{0} & c_\gamma \mathbf{Z}_k \\ \mathbf{A}_{21} & \mathbf{0} & \mathbf{A}_{22} & \mathbf{0} & \mathbf{A}_{23} & \mathbf{0} \\ \mathbf{0} & c_\alpha \mathbf{Z}_b & \mathbf{0} & c_\beta \mathbf{Z}_b & \mathbf{0} & c_\gamma \mathbf{Z}_b \\ \mathbf{A}_{31} & \mathbf{0} & \mathbf{A}_{32} & \mathbf{0} & \mathbf{A}_{33} & \mathbf{0} \\ \mathbf{0} & c_\alpha \mathbf{Z}_m & \mathbf{0} & c_\beta \mathbf{Z}_m & \mathbf{0} & c_\gamma \mathbf{Z}_m \end{bmatrix}, \quad (\text{A.17})$$

where

$$\mathbf{Z}_k = \mathbf{U}^T \mathbf{L}^* \mathbf{H}_k^* \mathbf{U}, \quad \mathbf{Z}_b = i\omega \mathbf{U}^T \mathbf{L}^* \mathbf{H}_b^* \mathbf{N}^* \mathbf{U}, \quad \mathbf{Z}_m = -\omega^2 \mathbf{U}^T \mathbf{L}^* \mathbf{H}_m^* \mathbf{N}^{*2} \mathbf{U}$$

and where notation of the submatrices  $\mathbf{A}_{ij}$  ( $i, j = 1, 2, 3$ ) follows from (26). The vector  $\tilde{\mathbf{b}}$  in (A.12) can be rewritten as

$$\tilde{\mathbf{b}} = \tilde{\mathbf{P}}^T \mathbf{b}^* = \begin{bmatrix} \mathbf{J}^T \mathbf{L}^* \mathbf{H}_k^* \mathbf{L}^* \mathbf{J} \mathbf{f} \\ \mathbf{U}^T \mathbf{L}^* \mathbf{H}_k^* \mathbf{L}^* \mathbf{J} \mathbf{f} \\ i\omega \mathbf{J}^T \mathbf{L}^* \mathbf{H}_b^* \mathbf{N}^* \mathbf{L}^* \mathbf{J} \mathbf{f} \\ i\omega \mathbf{U}^T \mathbf{L}^* \mathbf{H}_b^* \mathbf{N}^* \mathbf{L}^* \mathbf{J} \mathbf{f} \\ -\omega^2 \mathbf{J}^T \mathbf{L}^* \mathbf{H}_m^* \mathbf{N}^{*2} \mathbf{L}^* \mathbf{J} \mathbf{f} \\ -\omega^2 \mathbf{U}^T \mathbf{L}^* \mathbf{H}_m^* \mathbf{N}^{*2} \mathbf{L}^* \mathbf{J} \mathbf{f} \end{bmatrix} = \begin{bmatrix} \mathbf{LH}_k \mathbf{L} \mathbf{f} \\ \mathbf{0} \\ i\omega \mathbf{LH}_b \mathbf{N} \mathbf{L} \mathbf{f} \\ \mathbf{0} \\ -\omega^2 \mathbf{LH}_m \mathbf{N}^2 \mathbf{L} \mathbf{f} \\ \mathbf{0} \end{bmatrix} = \begin{bmatrix} \mathbf{b}_1 \\ \mathbf{0} \\ \mathbf{b}_2 \\ \mathbf{0} \\ \mathbf{b}_3 \\ \mathbf{0} \end{bmatrix}, \quad (\text{A.18})$$

when the relation  $\mathbf{f}^* = \mathbf{J} \mathbf{f}$  is respected. Let us remind the matrix  $\tilde{\mathbf{A}}$ , see (A.17), as well as the vectors  $\tilde{\mathbf{b}}$ , see (A.18), and  $\tilde{\mathbf{y}}$ , see (A.10), satisfy equation (A.13).

Now let us use the substitution

$$\tilde{\mathbf{y}} = \mathbf{Q} \hat{\mathbf{y}}, \quad (\text{A.19})$$

where

$$\mathbf{Q} = \begin{bmatrix} \mathbf{I} & \mathbf{0} & \mathbf{0} & \mathbf{0} & \mathbf{0} & \mathbf{0} \\ \mathbf{0} & \mathbf{0} & \mathbf{0} & \mathbf{I} & \mathbf{0} & \mathbf{0} \\ \mathbf{0} & \mathbf{I} & \mathbf{0} & \mathbf{0} & \mathbf{0} & \mathbf{0} \\ \mathbf{0} & \mathbf{0} & \mathbf{0} & \mathbf{0} & \mathbf{I} & \mathbf{0} \\ \mathbf{0} & \mathbf{0} & \mathbf{I} & \mathbf{0} & \mathbf{0} & \mathbf{0} \\ \mathbf{0} & \mathbf{0} & \mathbf{0} & \mathbf{0} & \mathbf{0} & \mathbf{I} \end{bmatrix} \in \mathbb{R}^{3(4N+1),3(4N+1)}, \quad \hat{\mathbf{y}} = \begin{bmatrix} \boldsymbol{\alpha}_U \\ \boldsymbol{\beta}_U \\ \boldsymbol{\gamma}_U \\ \boldsymbol{\alpha}_L \\ \boldsymbol{\beta}_L \\ \boldsymbol{\gamma}_L \end{bmatrix} \in \mathbb{C}^{3(4N+1)} \quad (\text{A.20})$$

and substitute (A.19) to (A.13). Types of the identity matrices  $\mathbf{I}$  in the matrix  $\mathbf{Q}$  correspond to dimensions of the subvectors  $\boldsymbol{\alpha}_U, \boldsymbol{\alpha}_L$  etc. Pre-multiplying (A.19) by the matrix  $\mathbf{Q}^T$ , we obtain due to its orthogonality

$$\hat{\mathbf{y}} = \mu \hat{\mathbf{A}} \hat{\mathbf{y}} + \hat{\mathbf{b}}, \quad (\text{A.21})$$

where

$$\hat{\mathbf{A}} = \mathbf{Q}^T \tilde{\mathbf{A}} \mathbf{Q} = \begin{bmatrix} \mathbf{A} & \mathbf{0} \\ \mathbf{0} & \mathbf{Z} \end{bmatrix} \in \mathbb{C}^{3(4N+1),3(4N+1)}, \quad (\text{A.22})$$

$$\hat{\mathbf{b}} = \mathbf{Q}^T \tilde{\mathbf{b}} = \begin{bmatrix} \mathbf{b} \\ \mathbf{0} \end{bmatrix} \in \mathbb{C}^{3(4N+1)}, \quad \hat{\mathbf{y}} = \mathbf{Q}^T \tilde{\mathbf{y}} = \begin{bmatrix} \mathbf{y}_U \\ \mathbf{y}_L \end{bmatrix} \in \mathbb{C}^{3(4N+1)}, \quad (\text{A.23})$$

where

$$\mathbf{Z} = \begin{bmatrix} c_\alpha \mathbf{Z}_k & c_\beta \mathbf{Z}_k & c_\gamma \mathbf{Z}_k \\ c_\alpha \mathbf{Z}_b & c_\beta \mathbf{Z}_b & c_\gamma \mathbf{Z}_b \\ c_\alpha \mathbf{Z}_m & c_\beta \mathbf{Z}_m & c_\gamma \mathbf{Z}_m \end{bmatrix} \in \mathbb{C}^{6N,6N}, \quad \mathbf{Z}_k, \mathbf{Z}_b, \mathbf{Z}_m \in \mathbb{C}^{2N,2N}. \quad (\text{A.24})$$

Then, the system of algebraic equations (A.21) can be divided into two subsystems

$$\mathbf{y}_U = \mu \mathbf{A} \mathbf{y}_U + \mathbf{b} \quad (\text{A.25})$$

and

$$(\mathbf{I} - \mu \mathbf{Z}) \mathbf{y}_L = \mathbf{0}. \quad (\text{A.26})$$

Equations (A.25) have the same solution as (25) and for this reason we can declare that

$$\mathbf{y}_U = \mathbf{y} \quad \text{and} \quad \boldsymbol{\alpha}_U = \boldsymbol{\alpha}, \quad \boldsymbol{\beta}_U = \boldsymbol{\beta}, \quad \boldsymbol{\gamma}_U = \boldsymbol{\gamma}. \quad (\text{A.27})$$

Equations (A.26) have nontrivial solution when  $1/\mu \in \Sigma(\mathbf{Z})$  but it would mean that parameter lies on the border of (in)stability. Because the periodic solution is sought, it excludes parameters laying on this border. It means that

$$\frac{1}{\mu} \notin \Sigma(\mathbf{Z}). \quad (\text{A.28})$$

In this case, only the trivial solution of (A.26) exists and

$$\mathbf{y}_L = \mathbf{0} \quad \text{and} \quad \boldsymbol{\alpha}_L = \mathbf{0}, \quad \boldsymbol{\beta}_L = \mathbf{0}, \quad \boldsymbol{\gamma}_L = \mathbf{0}. \quad (\text{A.29})$$

### Appendix B Proof of Lemma 1

The purpose of this part is to prove the validity of relation

$$\mu \mathbf{E}^*(t) \mathbf{y}^* + \mathbf{e}^{*\text{T}}(t) \mathbf{L}^* \mathbf{f}^* = \mu \mathbf{E}(t) \mathbf{y} + \mathbf{e}^{\text{T}}(t) \mathbf{L} \mathbf{f}, \quad (\text{B.1})$$

see (48) and (31). With regard to the clarity, let us divide this proof into two parts and prove the identity of the individual terms in (B.1) separately.

(i) The terms  $\mu \mathbf{E}^*(t) \mathbf{y}^*$  and  $\mu \mathbf{E}(t) \mathbf{y}$  are compared. According to (A.1), we can write

$$\tilde{\mathbf{e}}(t) = \begin{bmatrix} \mathbf{e}_U(t) \\ \mathbf{e}_L(t) \end{bmatrix} = \begin{bmatrix} \mathbf{J}^T \\ \mathbf{U}^T \end{bmatrix} \mathbf{e}^*(t) = \mathbf{P}^T \mathbf{e}^*(t), \quad \mathbf{e}_U(t) = \mathbf{J}^T \mathbf{e}^*(t), \quad \mathbf{e}_L(t) = \mathbf{U}^T \mathbf{e}^*(t), \quad (\text{B.2})$$

where

$$\mathbf{e}_U(t) = \begin{bmatrix} e_{-N}(t) \\ e_{-N+1}(t) \\ \vdots \\ e_N(t) \end{bmatrix} \in \mathbb{C}^{2N+1}, \quad \mathbf{e}_L(t) = \begin{bmatrix} e_{-N+\frac{1}{2}}(t) \\ e_{-N+\frac{3}{2}}(t) \\ \vdots \\ e_{N-\frac{1}{2}}(t) \end{bmatrix} \in \mathbb{C}^{2N}. \quad (\text{B.3})$$

Further, with the help of (A.9) and (49), one obtains

$$\mathbf{E}^*(t) \mathbf{y}^* = \mathbf{E}^*(t) \tilde{\mathbf{P}} \tilde{\mathbf{y}} = \tilde{\mathbf{E}}(t) \tilde{\mathbf{y}}, \quad (\text{B.4})$$

where

$$\tilde{\mathbf{E}}(t) = \begin{bmatrix} c_\alpha [\mathbf{e}_U^T(t), \mathbf{e}_L^T(t)], c_\beta [\mathbf{e}_U^T(t), \mathbf{e}_L^T(t)], c_\gamma [\mathbf{e}_U^T(t), \mathbf{e}_L^T(t)] \\ c_\alpha \tilde{\mathbf{e}}^T(t), c_\beta \tilde{\mathbf{e}}^T(t), c_\gamma \tilde{\mathbf{e}}^T(t) \end{bmatrix} = \quad (\text{B.5})$$

while the vector  $\tilde{\mathbf{y}}$  in (A.10) takes the form

$$\tilde{\mathbf{y}} = [\boldsymbol{\alpha}_U^T, \mathbf{0}, \boldsymbol{\beta}_U^T, \mathbf{0}, \boldsymbol{\gamma}_U^T, \mathbf{0}]^T \quad (\text{B.6})$$

with respect to (A.27) and (A.29). Multiplying  $\tilde{\mathbf{E}}(t)$  and  $\tilde{\mathbf{y}}$ , and taking into consideration that  $\mathbf{e}_U(t) \equiv \mathbf{e}(t)$ , the following equalities hold:

$$\mathbf{E}^*(t) \mathbf{y}^* = \tilde{\mathbf{E}}(t) \tilde{\mathbf{y}} = \mathbf{E}(t) \mathbf{y}_U = \mathbf{E}(t) \mathbf{y}. \quad (\text{B.7})$$

It means that the first terms on both sides of (B.1) are equal to each other.

(ii) The terms  $\mathbf{e}^{*T}(t) \mathbf{L}^* \mathbf{f}^*$  and  $\mathbf{e}^T(t) \mathbf{L} \mathbf{f}$  are compared. Let us remind the dependencies given in (41), (42) and (A.4), i.e.,

$$\mathbf{f}^* = \mathbf{J} \mathbf{f}, \quad \mathbf{L} = \mathbf{J}^T \mathbf{L}^* \mathbf{J}, \quad \mathbf{e}^*(t) = \mathbf{P} \tilde{\mathbf{e}}(t).$$

The second term on the left hand side of (B.1) can be rewritten into the form

$$\begin{aligned} \mathbf{e}^{*T}(t) \mathbf{L}^* \mathbf{f}^* &= \tilde{\mathbf{e}}^T(t) \mathbf{P}^T \mathbf{L}^* \mathbf{J} \mathbf{f} = [\mathbf{e}_U^T(t), \mathbf{e}_L^T(t)] \begin{bmatrix} \mathbf{J}^T \\ \mathbf{U}^T \end{bmatrix} \mathbf{L}^* \mathbf{J} \mathbf{f} = \\ &= [\mathbf{e}_U^T(t), \mathbf{e}_L^T(t)] \begin{bmatrix} \mathbf{J}^T \mathbf{L}^* \mathbf{J} \\ \mathbf{U}^T \mathbf{L}^* \mathbf{J} \end{bmatrix} \mathbf{f} = \mathbf{e}^T(t) \mathbf{L} \mathbf{f}. \end{aligned} \quad (\text{B.8})$$

The validity of  $\mathbf{U}^T \mathbf{L}^* \mathbf{J} = \mathbf{0}$  follows from the orthogonality of matrices  $\mathbf{J}$  and  $\mathbf{U}$ , see (A.7), and from the fact that the matrix  $\mathbf{L}^*$  is the diagonal one.

These results indicate that the proof of identity (B.1) is completed and the identity (50) is also proven.

### Appendix C Proof of Lemma 2

To transform  $\mathbf{A}$  into the block triangular form, let us introduce the relation

$$\mathbf{y} = \mathbf{W}\mathbf{x} \quad \text{with} \quad \mathbf{x} = \begin{bmatrix} \mathbf{x}_\alpha \\ \mathbf{x}_\beta \\ \mathbf{x}_\gamma \end{bmatrix} \in \mathbb{C}^{3(2N+1)}, \quad (\text{C.1})$$

where

$$\mathbf{W} = \begin{bmatrix} \mathbf{I} & -\frac{c_\beta}{c_\alpha}\mathbf{I} & -\frac{c_\gamma}{c_\alpha}\mathbf{I} \\ & \mathbf{I} & \\ & & \mathbf{I} \end{bmatrix} \in \mathbb{R}^{3(2N+1),3(2N+1)} \quad \text{for} \quad c_\alpha \neq 0. \quad (\text{C.2})$$

The substitution into (25) and the pre-multiplication of (25) by the matrix  $\mathbf{W}^{-1}$  then lead to

$$\mathbf{x} = \mu\mathbf{A}_W\mathbf{x} + \mathbf{b}_W \quad \text{or} \quad (\mathbf{I} - \mu\mathbf{A}_W)\mathbf{x} = \mathbf{b}_W, \quad (\text{C.3})$$

where

$$\mathbf{A}_W = \mathbf{W}^{-1}\mathbf{A}\mathbf{W} = \begin{bmatrix} c_\alpha\mathbf{LH}_k + i\omega c_\beta\mathbf{LH}_b\mathbf{N} - \omega^2 c_\gamma\mathbf{LH}_m\mathbf{N}^2 & \mathbf{0} & \mathbf{0} \\ i\omega c_\alpha\mathbf{LH}_b\mathbf{N} & \mathbf{0} & \mathbf{0} \\ -\omega^2 c_\alpha\mathbf{LH}_m\mathbf{N}^2 & \mathbf{0} & \mathbf{0} \end{bmatrix}, \quad (\text{C.4})$$

$$\mathbf{b}_W = \mathbf{W}^{-1}\mathbf{b} = \begin{bmatrix} \frac{1}{c_\alpha} (c_\alpha\mathbf{LH}_k + i\omega c_\beta\mathbf{LH}_b\mathbf{N} - \omega^2 c_\gamma\mathbf{LH}_m\mathbf{N}^2) \\ i\omega\mathbf{LH}_b\mathbf{N} \\ -\omega^2\mathbf{LH}_m\mathbf{N}^2 \end{bmatrix} \mathbf{L}\mathbf{f}. \quad (\text{C.5})$$

Let us use notation introduced in (52). Taking into consideration (C.3)–(C.5), it is easy to show that

$$\mathbf{x}_\alpha = \frac{1}{c_\alpha} (\mathbf{I} - \mu\mathbf{A}_{\text{red}})^{-1} \mathbf{A}_{\text{red}}\mathbf{L}\mathbf{f}. \quad (\text{C.6})$$

The vector  $\mathbf{y}$  can be rewritten as

$$\mathbf{y} = \begin{bmatrix} \boldsymbol{\alpha} \\ \boldsymbol{\beta} \\ \boldsymbol{\gamma} \end{bmatrix} = \mathbf{W}\mathbf{x} = \begin{bmatrix} \mathbf{x}_\alpha - \frac{c_\beta}{c_\alpha}\mathbf{x}_\beta - \frac{c_\gamma}{c_\alpha}\mathbf{x}_\gamma \\ \mathbf{x}_\beta \\ \mathbf{x}_\gamma \end{bmatrix} \quad (\text{C.7})$$

and can be substituted into (30). It follows that

$$\begin{aligned} q(t) &= \mu [c_\alpha \mathbf{e}^T(t)\boldsymbol{\alpha} + c_\beta \mathbf{e}^T(t)\boldsymbol{\beta} + c_\gamma \mathbf{e}^T(t)\boldsymbol{\gamma}] + \mathbf{e}^T(t)\mathbf{L}\mathbf{f} = \\ &= \mu [\mathbf{e}^T(t) (c_\alpha \mathbf{x}_\alpha - c_\beta \mathbf{x}_\beta - c_\gamma \mathbf{x}_\gamma) + \mathbf{e}^T(t)c_\beta \mathbf{x}_\beta + \mathbf{e}^T(t)c_\gamma \mathbf{x}_\gamma] + \mathbf{e}^T(t)\mathbf{L}\mathbf{f} = \\ &= \mu \mathbf{e}^T(t) (\mathbf{I} - \mu\mathbf{A}_{\text{red}})^{-1} \mathbf{A}_{\text{red}}\mathbf{L}\mathbf{f} + \mathbf{e}^T(t)\mathbf{L}\mathbf{f}, \end{aligned} \quad (\text{C.8})$$

which is the form of the solution given in Lemma 2.

### Appendix D Proof of Lemma 3

Let us solve the eigenvalue problem

$$(\mathbf{A}^* - \lambda\mathbf{I})\mathbf{y}^* = \mathbf{0}, \quad (\text{D.1})$$

where the matrix  $\mathbf{A}^*$  is defined in (45). If the transformation

$$\mathbf{y}^* = \mathbf{W}^* \mathbf{x}^*, \quad \mathbf{W}^* = \begin{bmatrix} \mathbf{I} & -\frac{c_\beta}{c_\alpha} \mathbf{I} & -\frac{c_\gamma}{c_\alpha} \mathbf{I} \\ & \mathbf{I} & \\ & & \mathbf{I} \end{bmatrix} \in \mathbb{R}^{3(4N+1), 3(4N+1)} \quad \text{for } c_\alpha \neq 0 \quad (\text{D.2})$$

is used, and the substitution (D.2) into (D.1) and the pre-multiplication (D.1) by the matrix  $(\mathbf{W}^*)^{-1}$  are performed, the original eigenvalue problem can be reformulated as

$$(\mathbf{A}_W^* - \lambda \mathbf{I}) \mathbf{x}^* = \mathbf{0}, \quad (\text{D.3})$$

where

$$\mathbf{A}_W^* = (\mathbf{W}^*)^{-1} \mathbf{A}^* \mathbf{W}^* = \begin{bmatrix} c_\alpha \mathbf{L}^* \mathbf{H}_k^* + i\omega c_\beta \mathbf{L}^* \mathbf{H}_b^* \mathbf{N}^* - \omega^2 c_\gamma \mathbf{L}^* \mathbf{H}_m^* \mathbf{N}^{*2} & \mathbf{0} & \mathbf{0} \\ & i\omega c_\alpha \mathbf{L}^* \mathbf{H}_b^* \mathbf{N}^* & \mathbf{0} \\ & -\omega^2 c_\alpha \mathbf{L}^* \mathbf{H}_m^* \mathbf{N}^{*2} & \mathbf{0} \end{bmatrix}. \quad (\text{D.4})$$

The set of eigenvalues of block triangular matrix consists of eigenvalue subsets corresponding to the individual diagonal block submatrices. However, this means that the spectral matrix of the matrix  $\mathbf{A}^*$  has the form

$$\Lambda_{\mathbf{A}^*} = \begin{bmatrix} \Lambda_{\text{Ared}} & \\ & \mathbf{0} \end{bmatrix} \in \mathbb{C}^{3(4N+1), 3(4N+1)}, \quad \Lambda_{\text{Ared}} \in \mathbb{C}^{4N+1, 4N+1}. \quad (\text{D.5})$$

The proof is hereby completed.

#### Appendix E Proof of Lemma 4

The independence of numbers  $c_\alpha$ ,  $c_\beta$  and  $c_\gamma$  is assumed. This condition is sufficient for eigenvalues in the individual terms of (55) to be either real or complex conjugate pairs because

$$\text{tr}(c_\alpha \mathbf{L}^* \mathbf{H}_k^* + i\omega c_\beta \mathbf{L}^* \mathbf{H}_b^* \mathbf{N}^* - \omega^2 c_\gamma \mathbf{L}^* \mathbf{H}_m^* \mathbf{N}^{*2}) = c_\alpha \text{tr}(\mathbf{L}^* \mathbf{H}_k^*) + c_\beta \text{tr}(i\omega \mathbf{L}^* \mathbf{H}_b^* \mathbf{N}^*) + c_\gamma \text{tr}(-\omega^2 \mathbf{L}^* \mathbf{H}_m^* \mathbf{N}^{*2}). \quad (\text{E.1})$$

Let us introduce the symbols

$$\mathbf{R} = c_\alpha \mathbf{L}^* \mathbf{H}_k^*, \quad \mathbf{S} = i\omega c_\beta \mathbf{L}^* \mathbf{H}_b^* \mathbf{N}^*, \quad \mathbf{T} = -\omega^2 c_\gamma \mathbf{L}^* \mathbf{H}_m^* \mathbf{N}^{*2}. \quad (\text{E.2})$$

Then, equations (E.1) can be rewritten into the form

$$\text{tr}(\Lambda_{\mathbf{R}} + \Lambda_{\mathbf{S}} + \Lambda_{\mathbf{T}}) = \text{tr}(\Lambda_{\mathbf{R}}) + \text{tr}(\Lambda_{\mathbf{S}}) + \text{tr}(\Lambda_{\mathbf{T}}), \quad (\text{E.3})$$

where  $\Lambda_{\mathbf{R}}$ ,  $\Lambda_{\mathbf{S}}$  and  $\Lambda_{\mathbf{T}}$  are the spectral matrices (diagonal matrices having eigenvalues on the diagonal) corresponding to the matrices  $\mathbf{R}$ ,  $\mathbf{S}$  and  $\mathbf{T}$ , respectively, which are analysed separately.

i) Properties of the matrix  $\mathbf{R}$ , see (E.2)<sub>1</sub>:

The matrix  $\mathbf{H}_k^*$  is Hermitean, see (43), and it means that  $\mathbf{H}_k^{*\text{T}} = \overline{\mathbf{H}_k^*}$ , where bar denotes complex conjugated matrix. Considering

$$\hat{\mathbf{I}} \hat{\mathbf{I}} = \mathbf{I}, \quad \hat{\mathbf{I}} \mathbf{L}^* \hat{\mathbf{I}} = \mathbf{L}^{*\text{H}} = \overline{\mathbf{L}^*}, \quad \hat{\mathbf{I}} \mathbf{H}_k^* \hat{\mathbf{I}} = \mathbf{H}_k^{*\text{T}} = \overline{\mathbf{H}_k^*}, \quad (\text{E.4})$$

where the matrix  $\hat{\mathbf{I}}$  is defined in (21), we can gradually write

$$\begin{aligned} \Sigma(\mathbf{L}^* \mathbf{H}_k^*) &\equiv \Sigma(\hat{\mathbf{I}}^{-1} \mathbf{L}^* \mathbf{H}_k^* \hat{\mathbf{I}}) \equiv \Sigma(\hat{\mathbf{I}} \mathbf{L}^* \mathbf{H}_k^* \hat{\mathbf{I}}) \equiv \Sigma(\hat{\mathbf{I}} \mathbf{L}^* \hat{\mathbf{I}} \hat{\mathbf{I}} \mathbf{H}_k^* \hat{\mathbf{I}}) \equiv \\ &\Sigma(\overline{\mathbf{L}^* \mathbf{H}_k^*}) \equiv \Sigma(\overline{\mathbf{L}^* \mathbf{H}_k^*}). \end{aligned} \quad (\text{E.5})$$

From (E.5) follows the fact that the spectrum of the matrix  $\mathbf{L}^* \mathbf{H}_k^*$  is identical with the spectrum of its complex conjugated matrix  $\overline{\mathbf{L}^* \mathbf{H}_k^*}$ . For this reason, their eigenvalues have to be either real or complex conjugate pairs. Assuming that  $c_\alpha, c_\beta, c_\gamma$  are real constants, we can extend this statement to the matrix  $\mathbf{R} = c_\alpha \mathbf{L}^* \mathbf{H}_k^*$ .

ii) Properties of the matrix  $\mathbf{S}$ , see (E.2)<sub>2</sub>:

Taking the relations

$$\hat{\mathbf{I}} \mathbf{N}^* \hat{\mathbf{I}} = -\mathbf{N}^*, \quad \mathbf{N}^* = \overline{\mathbf{N}^*}, \quad \hat{\mathbf{I}} \mathbf{H}_b^* \hat{\mathbf{I}} = \mathbf{H}_b^{*\Gamma} = \overline{\mathbf{H}_b^*} \quad (\text{E.6})$$

and the relations in (E.4), we want to prove the equality of the first two terms in the equation

$$\Sigma(i\omega \mathbf{L}^* \mathbf{H}_b^* \mathbf{N}^*) \equiv \Sigma(\overline{i\omega \mathbf{L}^* \mathbf{H}_b^* \mathbf{N}^*}) = \Sigma(-i\omega \overline{\mathbf{L}^* \mathbf{H}_b^*} \mathbf{N}^*), \quad (\text{E.7})$$

because  $\mathbf{N}^*$  is real valued. By simple arrangements, we can come to

$$\begin{aligned} \Sigma(i\omega \mathbf{L}^* \mathbf{H}_b^* \mathbf{N}^*) &\equiv \Sigma(i\omega \hat{\mathbf{I}}^{-1} \mathbf{L}^* \mathbf{H}_b^* \mathbf{N}^* \hat{\mathbf{I}}) \equiv \Sigma(i\omega \hat{\mathbf{I}} \mathbf{L}^* \hat{\mathbf{I}} \hat{\mathbf{I}} \mathbf{H}_b^* \hat{\mathbf{I}} \hat{\mathbf{I}} \mathbf{N}^* \hat{\mathbf{I}}) \equiv \\ &\Sigma(-i\omega \overline{\mathbf{L}^* \mathbf{H}_b^*} \mathbf{N}^*) \equiv \Sigma(\overline{i\omega \mathbf{L}^* \mathbf{H}_b^* \mathbf{N}^*}). \end{aligned} \quad (\text{E.8})$$

Comparing the last terms in (E.7) and (E.8), we can say that the equality of the first two terms in (E.7) is proven. This equality means also that the spectrum of the matrix  $i\omega \mathbf{L}^* \mathbf{H}_b^* \mathbf{N}^*$  and the matrix  $\mathbf{S}$  consists of eigenvalues which are either real or complex conjugate pairs.

iii) Properties of the matrix  $\mathbf{T}$ , see (E.2)<sub>3</sub>:

Considering

$$\hat{\mathbf{I}} \mathbf{N}^{*2} \hat{\mathbf{I}} = \mathbf{N}^{*2}, \quad \mathbf{N}^{*2} = \overline{\mathbf{N}^{*2}}, \quad \hat{\mathbf{I}} \mathbf{H}_m^* \hat{\mathbf{I}} = \mathbf{H}_m^{*\Gamma} = \overline{\mathbf{H}_m^*}, \quad (\text{E.9})$$

we can come to

$$\begin{aligned} \Sigma(-\omega^2 \mathbf{L}^* \mathbf{H}_m^* \mathbf{N}^{*2}) &\equiv \Sigma(-\omega^2 \hat{\mathbf{I}}^{-1} \mathbf{L}^* \mathbf{H}_m^* \mathbf{N}^{*2} \hat{\mathbf{I}}) \equiv \Sigma(-\omega^2 \hat{\mathbf{I}} \mathbf{L}^* \hat{\mathbf{I}} \hat{\mathbf{I}} \mathbf{H}_m^* \hat{\mathbf{I}} \hat{\mathbf{I}} \mathbf{N}^{*2} \hat{\mathbf{I}}) \equiv \\ &\Sigma(-\omega^2 \overline{\mathbf{L}^* \mathbf{H}_m^*} \mathbf{N}^{*2}) \equiv \Sigma(\overline{-\omega^2 \mathbf{L}^* \mathbf{H}_m^* \mathbf{N}^{*2}}). \end{aligned} \quad (\text{E.10})$$

When the spectrum of the complex conjugated matrix is identical with that one of the original matrix, we can say that it consists of either real or complex conjugate pairs of eigenvalues.

The proof of Lemma 4 is finished.